

Ewen Chia
#1 International Bestselling Author

FAST TRACK CASH



“Fast Track Cash” is a worldwide protected publication of

© Ewen Chia and InternetMarketer.com

IMPORTANT CUSTOMER REGISTRATION
INFORMATION – DO THIS BEFORE YOU CONTINUE

Make sure you register for your copy of “Fast Track Cash” now before you continue. This will allow you to get **important updates**, the **step-by-step video tutorials**, **affiliate information** and **affiliate tools to make tons of cash with Fast Track Cash!**

CLICK THE LINK BELOW TO REGISTER RIGHT NOW!

➔ **<http://www.FastTrackCash.com/cust.htm>**

Note: This guide is only for your personal use and you have NO rights to it. You may NOT give this away or include it as a bonus to any product or membership site. You may also NOT reveal any of the information here in any manner whatsoever. Thank you for your cooperation.

DISCLAIMER AND LEGAL NOTICE:

Please note the information contained within this document are for educational purposes only. Every attempt has been made to provide accurate, up to date and reliable complete information no warranties of any kind are expressed or implied.

Readers acknowledge that the author is not engaging in rendering legal, financial or professional advice.

By reading any document, the reader agrees that under no circumstances is Ewen Chia, FastTrackCash.com, his affiliates and resellers responsible for any losses, direct or indirect, that are incurred as a result of use of the information contained within this document, including - but not limited to errors, omissions, or inaccuracies.

About The Author



Striving to earn extra income, Ewen started learning the internet business in 1997. **For 5 full years, he worked on his internet business part-time, every single day from 11pm - 3am while still holding a full-time day job.**

He was motivated to build a better life for his family and to clear credit card debts. After years of perseverance and very little sleep, he started to make real money online and it hasn't stopped since.

From his experience as a self-taught internet entrepreneur, Ewen decided to teach other people and companies how to use the internet to create wealth too!

He has created proven materials, both online and offline, to teach Internet entrepreneurship around the world in order to help people.

Ewen is so passionate about teaching the internet business because it can truly help you live a better life and achieve your dreams. Anyone who is willing to learn, put in effort and take action can change their life with the internet!



"The World's #1 Super Affiliate"

Since starting as an early Internet business pioneer in 1997, Ewen has come a long way...

Today Ewen is one of the world's most famous and respected internet marketing "gurus".

He is often called upon for his ingenious marketing advice, especially in the areas of business integration, profit leverage, product creation and online branding.

Ewen Chia is often referred to as the *"World's #1 Super Affiliate"* and his name is synonymous with Affiliate Marketing, although that is not all he does.

Widely acknowledged as the "secret weapon" of many internet marketers, Ewen has the uncanny ability to trounce the competition and take on the **coveted #1 reseller spot** in almost every marketing rollout if he chooses to.

Ewen can guide and teach you how to become wealthy with the internet. A new internet business he set up generated **US\$100,000.00+ in less than 30 days.**

Fact is, many people following his teachings have been able to quit their day jobs and achieve financial freedom just from the internet!

#1 International Best-Selling Author, Trainer & Speaker

Besides running his internet businesses, Ewen is also a highly sought after international speaker.

He has toured the world sharing his Internet business knowledge and helping thousands of people achieve breathtaking results. He has spoken in events together with Robert Kiyosaki (Rich Dad, Poor Dad) and Anthony Robbins.

In November 2006 (Singapore), Ewen received the *first ever* World Internet Summit "World Internet Challenge" award for starting an Internet business and generating **US\$80,000.00 in 3 days** from that very business - right in front of an amazed audience of 1,000+ participants!

Best Speaker: World Internet Summit 2007 (Australia)

In March 2007 (Australia), Ewen was unanimously voted the Best Speaker out of 10 other international speakers by the audience at World Internet Summit for his breakthrough presentation and sincerity in helping people become successful with their own Internet business.

Best Speaker: World Internet Mega Summit (Singapore)

Speaking in front of 4,000 people, Ewen won praises for his teachings, motivational speech and demonstration that completely captured the audience...So much so that he received a standing ovation and best speaker award.

"How I Made My First Million On The Internet and How You Can Too!"

Ewen launched his print book, "[*How I Made My First Million On The Internet and How You Can Too*](#)" in February 2009.

Within **3 hours** of launch, the book made internet marketing history by hitting the **#1 BESTSELLER LISTS on BOTH Amazon and Barnes & Nobles at the same time.**



To find out more about Ewen Chia, visit www.InternetWealth.com and www.InternetMarketer.com now!

Table of Contents

INTRODUCTION TO FAST TRACK CASH	7
GETTING STARTED	10
INSTANT PAYPAL CASH FORMULA	14
YOUR TRAFFIC SYSTEM	17
ARTICLE MARKETING QUICK & EASY TRAFFIC	18
CLOAKING YOUR AFFILIATE LINKS	30
USING DOMAIN REDIRECTS	34
PROMOTING YOUR ARTICLE CONTENT.....	39
REPURPOSING YOUR ARTICLE CONTENT.....	45
CREATE SLIDESHOWS FOR MAXIMUM TRAFFIC.....	52
VIDEO MARKETING.....	55
GENERATE QUICK & FREE TRAFFIC WITH AUTOBLOGS	61
EXPLOITING FEEDER SITES & LINK WHEELS.....	64
FORUM MARKETING	69
PROMOTING AFFILIATE LINK WITH PLR CONTENT.....	72
SOCIAL MARKETING POWERHOUSE	80
EASY FACEBOOK TRAFFIC	83
CLASSIFIED MARKETING	92
SECRET FREE TRAFFIC WITH RSS.....	94

YOUR 7-DAY FAST TRACK CASH ACTION PLAN!.....99

CONCLUSION: FINAL THOUGHTS100

Introduction To Fast Track Cash

There's nothing better than fast cash, and if you've been involved in affiliate marketing for any amount of time, you know how frustrating it can be waiting for that commission check to arrive months after you've worked hard for that pay check.

Worse, most of the affiliate programs available require minimal payout levels, meaning that you won't even receive your first check until you've earned \$100, sometimes even \$200 in commissions!

But what can you do if you need money quickly, and are looking to promote only affiliate programs that offer you exceptionally high commissions, rewarding you for all of the time and energy you spend promoting these websites?

Fast Track Cash will show you exactly how you can start making money with high profit affiliate programs and opportunities that pay out quickly and reliably, you will not only receive your earnings on a regular schedule so that you KNOW when to expect your payment, BUT you will actually earn up to 75% profits from every single sale generated through your advertising campaigns!

But this guide offers you much, much more than just an action plan to generating quick and steady cash when you need it most.

I will show you exactly how to jump-start the launch of your online affiliate campaigns so that you are able to **send a FLOOD of targeted traffic through your affiliate links, instantly – WITHOUT ever needing a website!**

These traffic strategies aren't your usual 'run of the mill' techniques, either.

They are based on proven, time tested and guaranteed strategies for sucking in massive amounts of traffic that will instantly maximize your ability to make money with these affiliate programs.

And that really is the key to success as an affiliate.

Not only must you focus on promoting quality products and services that offer lucrative payout rates and commissions, but you really need to know how to launch your affiliate campaigns so that they are absolute traffic sucking magnets!

The more traffic you are able to generate through your affiliate links, the more money you will make.

Imagine just how much money you could earn if you had your affiliate link spread across hundreds of websites, seen by thousands of visitors who are interested in the products and services you are promoting.

Just how easy do you think it would be to build a steady online income just by advertising these high quality products if you knew exactly how to reach out to the hungriest buyers, without having to spend a fortune in advertising costs?

That's what Fast Track Cash is all about.

I want you to be able to take this system and put it into action right away. No difficult learning curves, no long, drawn out process and absolutely no expensive or risky strategies. Everything is laid out so that it's clear and concise.

You can simply follow along with me, as I guide you step-by-step through the entire process and by the time you get to the end of this incredible guide, you will be well on your way towards building a very steady income online!

So without further delay, let's start making money!

To Your Success,

Ewen Chia

Getting Started

While there are literally thousands of affiliate programs online, we're only interested in the ones that offer the highest commission payouts.

We want to be able to see our campaigns driving in cash every single day, without having to wait for any minimal payout requirements, or being forced into selling hundreds of products in order to generate a few thousand dollars a month.

Instead, we're going to take a refreshing approach and focus only on the highest paying offers because we know that the more money you earn from each sale, the fewer sales you'll actually need in order to generate a decent pay check.

To start, one of the greatest opportunities available to you is right at your fingertips. ***The Fast Track Cash product itself.***

As a customer, you are automatically given a private invitation to join our affiliate program where you can literally start making money instantly just by promoting our product to anyone who is looking to make money quickly, while being rewarded with a whopping 75% payout for every sale generated as a result of your promotions.

Now, you see the value in this offer.

You're reading the main product right now and by the end of this guide, you will have everything you need to start taking action and putting these strategies to work for you.

And since YOU see the value in this incredibly lucrative opportunity, other people are going to as well.

So, what do you need to do in order to claim your share of the profit potential from our Fast Track Cash system?

Here's what you need to do to get started:

1: Create your own unique affiliate link by visiting:

<http://www.FastTrackCash.com/affiliates>

The Fast Track Cash is run through ClickBank so you can count on prompt payments per their regular schedule.

The great thing about ClickBank is that after you've received a few paychecks from them you'll be eligible to receive your commission payments weekly through bank wire.

In fact, it only takes 3 paychecks before you can take advantage of this faster method of getting paid.

2: Once you have created your affiliate link at the Fast Track Cash website, it's time to create a quick swipe file of important information that you will want to keep handy.

That includes writing down your unique affiliate link, as each person who joins our affiliate program will be given their own ID, which ensures that you are properly credited for every commission that is generated as a result of your affiliate campaigns.

Apart from your affiliate link, you will want to take notes throughout the upcoming chapters as I provide you with a list of important resources and tools that will help you blast out your affiliate link and begin to generate commissions from the instant exposure you'll receive.

And best of all, these traffic strategies are absolutely FREE which means that you can start making money by promoting our Fast Track Cash program without having to invest anything more than the cost of the guide itself!

There are other programs available offering high commission payouts on the ClickBank marketplace as well, and you could always promote a mixture of these opportunities throughout your campaigns, once you've gotten a hang of the system that I am about to show you.

For now, let's focus on building the most effective, highly exposed, targeted affiliate campaigns possible that feature your Fast Track Cash affiliate link.

Remember, you'll receive massive 75% commissions from every single sale made through your links!

Start by promoting the Fast Track Cash product, and then build up your advertising outreach by rinsing and repeating the traffic generation strategies in upcoming chapters, so that you can **leverage your time and efforts** into promoting a series of these high commission programs.

Let's start making money!

Instant Paypal Cash Formula

Apart from [making money by promoting the Fast Track Cash](#) product itself, you can also make money with other programs as well, some of which offer INSTANT Paypal commissions.

The way that these programs work is that each website operates on what is called the “\$7 Script”, originally developed by Jon Leger.

This script enables merchants to offer affiliates **instant payment** each time they refer a customer to the website.

With instant commission payments like this, you will be able to start seeing money VERY quickly from the moment you plug in the traffic strategies featured in the next section of this guide.

Imagine just how motivated you will be once you start seeing payment notification emails hitting your inbox at neck-break speed, and your Paypal account is FLOODED with payment after payment, all from simple traffic generation strategies that don't cost you ANYTHING.

I am going to show you exactly how to jump start your campaigns absolutely free in the next chapter, but for now, it's time to create a quick swipe file of products that you are going to promote.

We'll begin with the Fast Track Cash product itself, and by now you should have your affiliate link created by visiting

<http://www.FastTrackCash.com/affiliates>

Next, visit <http://www.EwenReviews.com/7dollars> - a directory that showcases the latest \$7 dollar offers from within many different markets, including Computers, Education, Fiction, Employment and even Games.

\$7 OFFERS
Find and Promote the Latest \$7 Secret Offers!

Search Products For:
Find It!

Categories

- [All \(583\)](#)
- [Arts \(5\)](#)
- [Automobiles \(2\)](#)
- [Business \(30\)](#)
- [Computers \(10\)](#)
- [Education \(5\)](#)
- [Employment \(1\)](#)
- [Fiction \(1\)](#)
- [Games \(3\)](#)
- [Health & Beauty \(25\)](#)
- [Home & Family \(17\)](#)
- [Internet Marketing \(84\)](#)
 - [AdSense \(9\)](#)
 - [AdWords \(12\)](#)
 - [Affiliate Mktg. \(40\)](#)
 - [Articles/PLR \(24\)](#)

Featured Product
Fast Blog Finder

Price: Free
Submitted By: [Amin Motin](#)

Make Google beg to index your sites by getting as many backlinks as you want to all of your sites.
[Click here to visit the sales page.](#)

Login
email:
password:
[Login](#)
[Forget your password? - Join Free!](#)

Promote Your Products Here For Free!
Do you have a product based on the [\\$7 Secrets](#) method of selling reports for huge profit? If so, you can add it to this directory free of charge.
[Click here to add your product now!](#)

[Learn how to promote these products.](#)

[Put our products on YOUR site in seconds.](#)

Best Sellers
1. [ClickBank Niche Site Builder](#)

All of the offers on the website give you 75% commissions on ALL sales that you refer to various merchant sales pages!

The commission will be instantly deposited into your Paypal account. No waiting weeks for a paycheck.

You can choose a variety of products to promote based on your personal interests and the types of campaigns you are going to create. Remember, you will need to develop content for each of these niche markets, so choose just a few to get started that you are interested in.

Then, simply click on the link to the product that interests you and you'll be directed to the merchants salespage. Look for the "affiliates" link (usually contained in the footer area of the salespage) to create your unique affiliate link.

You can also just promote the main \$7 offers directory site as well with your own affiliate link.

You simply need to replace [YourPaypal@EmailAddress.com](#) with your actual Paypal email address and that's it! Your affiliate link is created!

More Information:

<http://www.EwenReviews.com/7dollars>

Your Traffic System

Building an effective traffic system isn't difficult, and with these strategies it doesn't have to be time consuming either.

The point of our system is to be able to start generating sales quickly, and so the following chapters will offer you 'quick start' traffic methods that don't take a lot of time but are guaranteed to be effective at generating traffic and commissions.

The upcoming chapters will focus on a solid system that will guide you from start to finish however you can easily customize and adjust the action plan to suit your needs.

For example, if you aren't interested in article marketing, you can skip it or replace it with another traffic strategy featured in another chapter.

While I do suggest following my guideline as closely as possible as it's proven to work, it is flexible, and you can tailor it to your own needs.

The first traffic strategy will be based on the backbone of article marketing, and I will show you how to not only jumpstart traffic through your affiliate link with a handful of quality articles, but also how to repurpose and leverage that content so that you can expand your outreach quickly at no extra cost!

Article Marketing Quick & Easy Traffic

To start, we'll begin with the traditional article marketing strategy. While you may think that article marketing is time consuming, I'm about to show you a simple way of getting your affiliate links out there with every article you submit, faster and easier.

In order to generate this kind of traffic, we need a system that we can easily follow. We'll begin with 5-10 articles, although you will want to repeat this process with new batches of articles as often as possible.

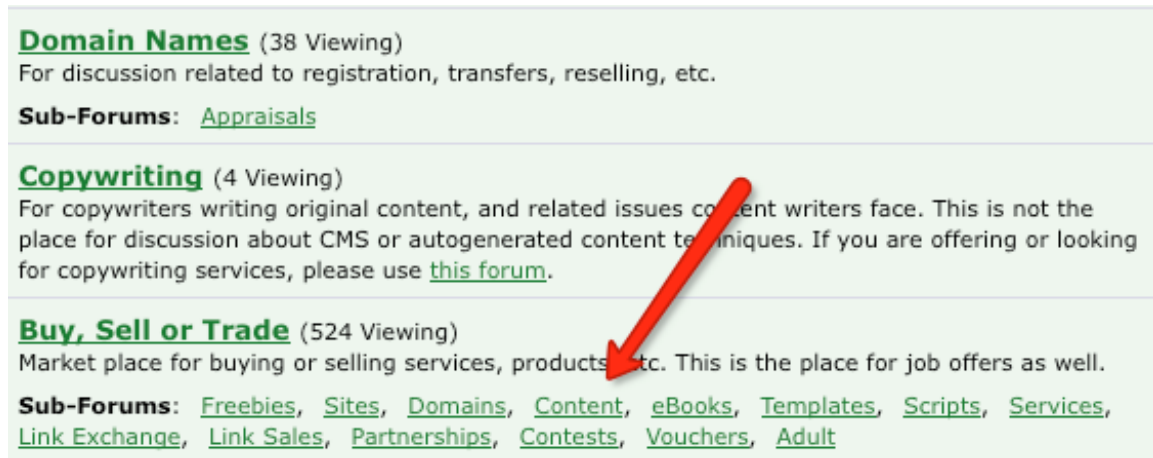
These articles should be unique, so you will want to outsource a batch of articles if possible, or write them yourself. You can always take existing private label article content and spin it, just make sure that the content is readable and that the quality is retained.

If you are considering outsourcing the articles, the most affordable method is by going into public forums directly rather than setting up projects with freelance marketplaces.

It's also a lot faster as you can purchase pre-written article batches from places like <http://forums.digitalpoint.com> or www.WarriorForum.com (see WSO section or Warriors For Hire for affordable writers).

On Digital Point scroll down until you see the “Buy, Sell or Trade” category and click on the “Content” sub link to access current

article packages that are available for purchase. You can easily grab as much unique content as you need at affordable prices just from Digital Point alone.



The screenshot shows a list of forum categories. The first category is 'Domain Names' (38 Viewing) with a description 'For discussion related to registration, transfers, reselling, etc.' and a sub-forum 'Appraisals'. The second category is 'Copywriting' (4 Viewing) with a description 'For copywriters writing original content, and related issues content writers face. This is not the place for discussion about CMS or autogenerated content techniques. If you are offering or looking for copywriting services, please use [this forum](#).' The third category is 'Buy, Sell or Trade' (524 Viewing) with a description 'Market place for buying or selling services, products, etc. This is the place for job offers as well.' and a list of sub-forums: 'Freebies', 'Sites', 'Domains', 'Content', 'eBooks', 'Templates', 'Scripts', 'Services', 'Link Exchange', 'Link Sales', 'Partnerships', 'Contests', 'Vouchers', and 'Adult'. A red arrow points from the 'Copywriting' section down to the 'Buy, Sell or Trade' section.

Domain Names (38 Viewing)
For discussion related to registration, transfers, reselling, etc.
Sub-Forums: [Appraisals](#)

Copywriting (4 Viewing)
For copywriters writing original content, and related issues content writers face. This is not the place for discussion about CMS or autogenerated content techniques. If you are offering or looking for copywriting services, please use [this forum](#).

Buy, Sell or Trade (524 Viewing)
Market place for buying or selling services, products, etc. This is the place for job offers as well.
Sub-Forums: [Freebies](#), [Sites](#), [Domains](#), [Content](#), [eBooks](#), [Templates](#), [Scripts](#), [Services](#), [Link Exchange](#), [Link Sales](#), [Partnerships](#), [Contests](#), [Vouchers](#), [Adult](#)

If you need articles that are currently not available within the marketplace, you can post a free thread requesting specific topics.

With the Warrior Forum, you can find pre-written article packages in the “Warrior Special Offer” section although the majority of the article packages sold there will be private label content.

If you are interested in only unique content, check out the “Warriors For Hire” category to find affordable freelance writers who can create your article packages quickly.

	Warrior Special Offers Forum (827 Viewing) This section is for making Warrior members a Special Offer. A Special Offer means making Warriors a deal like no others get. Usually that comes in the form of a much lower price. No junk offers will be approved here.
	Warrior Products & Services (25170 Viewing) Here you can find complete web sites for sale, classified ads and Warriors for hire. <ul style="list-style-type: none">  Complete Web Sites For Sale! (10014)  Warrior Forum Classified Ads (13921)  Warriors For Hire (25170)

You will need to register for a Warrior Forum account in order to post in the threads or private message potential freelancers.

Regardless of how or where you outsource your article content, your articles should **always be on par with the type of product you are selling**. You want the article content to be very relevant, so that you are able to filter in traffic that is interested in purchasing the products you are promoting.

This is very important and for some reason, a large majority of people overlook this entirely, believing that just by submitting a lot of article content regardless of topic, they'll be able to generate leads and essentially sales.

It won't happen.

You need your articles to be strictly focused on the same topic as the product you are promoting.

For example, if you were promoting our product, the Fast Track Cash, then you would want to submit articles about making money

online, high commission affiliate programs, work at home, online opportunities or affiliate marketing.

There are usually many sub topics that will also fit well with your products topic, and you can always include additional articles on any other topic that would tie into your main offer.

Think of articles as a way of warming up potential buyers.

You want your articles to push buttons and to trigger the RIGHT buyer responses that will instantly funnel readers through your affiliate link onto the merchant's salespage where you will earn commissions.

These articles need to PRESELL your readers, to get them so excited about the product that they can't resist but to click on the links featured at the end of your article which will lead them from the article page through your affiliate link to the merchant's salespage (through your author's resource box as shown below):

For more information about Low Prices on [Brochure Printing](#) visit our site [Business Printing](#) For More Marketing ideas.



One great thing about article marketing is that you can easily leverage the content by repurposing it a few different ways.

For example, I always submit my articles into the major article directories first but then I also use them to create slideshow

presentations, reports, and even videos that can be submitted into the popular video sites like YouTube.com.

So once you have your first batch of articles, you can literally fill an entire marketing campaign with the SAME content by using it multiple ways.

We'll begin with a single collection of articles. Again, even 10-15 articles are enough to get started.

The objective of this guide is to show you how to start making money quickly by generating targeted traffic through your affiliate links, so we only need enough articles to jump-start traffic through your affiliate link.

The easiest way to set up article marketing campaigns that will pump in traffic is by first submitting your articles to the major article marketing directories including:

www.EzineArticles.com

www.Buzzle.com

www.SearchWarp.com

www.GoArticles.com

www.ArticleAlley.com

www.Amazines.com

www.SearchWarp.com

www.ArticleBase.com

www.Web-Source.net

Now the thing about ArticleAlley and EzineArticles is that many autoblogging scripts out there will pull content from both of these article directories.

This means that your chances of having an article reprinted across hundreds of blogs and websites is very high if you submit content to these two directories first. Imagine having your article content reprinted on thousands of relevant websites!

It wouldn't take a lot of articles to drive in an unstoppable amount of traffic from very little work. You submit your articles once and they continue to travel all over the Internet each time a webmaster publishes your content.

With reprinted content the publisher **MUST** keep your Author Resource Box intact.

This means that the links contained within your resource box will be included with every article that is republished, driving in tons of back links to your affiliate link!

You should always post your content on Ezine Articles first as they require that all content be original in order to be approved.

Once it's been approved there, you can repurpose the content by submitting it into alternative directories as well.

Now, the most important aspect to every successful article marketing campaign is in defining your keywords.

You need to make sure that each article is highly optimized for the most relevant keywords relating to the product you are promoting, in this case, our Fast Track Cash product.

Here are a few keywords that fit our product perfectly:

Fast Track Cash

Fast Track Cash Reviews

Fast Track Cash Opportunity

High Commission Payouts

High Commission Affiliate Programs

Fast Cash Affiliate Programs

Make money online with Fast Track Cash

Work At Home with Fast Track Cash

You can optimize your articles a number of different ways, including:

- 1) Integrating keywords into the title of the article**
- 2) Integrating keywords into the body of your article content**
- 3) Using anchor text in your external links**

When it comes to integrating keywords into the article titles, you want to make sure that it's readable and makes sense to your readers but will also attract the major search engines as well.

One easy way to write articles that incorporate keywords is by using the format of "**Top 10 Methods For XXXXX**".

Using our product as an example, my article title could be "*Top 5 Methods Of Generating Fast Commissions*", with "fast commissions" being the keyword we are trying to optimize our content around.

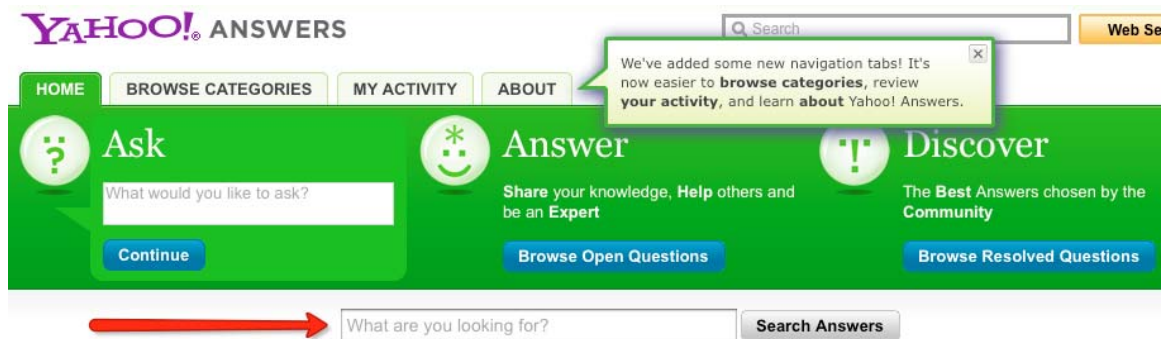
Just the same, you could create an article that offers a review of our product, titling it as "Fast Track Cash Review" which would optimize your article for the keyword Fast Track Cash Review, which not only targets the correct audience **BUT** you will drive in potential buyers on the verge of already purchasing the Fast Track Cash product but needing a bit more information before making their decision to buy!

You also want to weave keywords into the content itself, again ensuring that it makes sense to readers and it's stuffed so much with keywords that it doesn't make sense to anyone but the search engines.

This is important because essentially, while you want your articles to rank within the search engines in order to suck in commission payments from visitors directed to the articles and funnelled through your links, if a visitor lands on your article and it's so poorly written and confusing with an overload of keywords, they aren't going to convert that traffic into sales.

So always integrate keywords into both your article titles and content but use sparingly.

If you aren't sure what your articles should be about or what titles to use, a quick and easy way to conduct market research is by visiting Yahoo! Answers at <http://Answers.Yahoo.com>



Next, type in your main keyword phrase, for example "How to make money in affiliate marketing", and what you will discover is that within all of the Yahoo! Answer categories there are countless questions that are being asked.



Affiliate Marketing- How quickly can one start making money?

...that you can make money from **affiliate** Marketing. **Is** it worth pursuing? **Is** it the same as blogging? **What is** the best way to make...

4 ☆ In Small Business - Asked by curiousmsichana - 13 answers - 2 years ago



What is a good affiliate marketing company that does good on payouts if you have good click through rates?

...more. **What** are some other good **affiliate** marketing ...

☆ In Search Engine Optimization - Asked by sobe50418 - 1 answer - 2 years ago



As an online merchant looking to use affiliate marketing networks, do you get to choose your channel?

...channel you are marketed to or **is** it more like a shotgun...other way around... do the affiliates choose **what is** eventually ...

☆ In Other - Family & Relationships - Asked by claretha - 1 answer - 3 months ago



How quickly can one start making money through Affiliate Marketing?

...that you can make money from **affiliate** Marketing. **Is** it worth pursuing? **Is** it the same as blogging? **What is** the best way to make...

☆ In Other - Advertising & Marketing - Asked by hermila - 1 answer - 3 months ago

This is a great, fast way of coming up with both article titles and overall structure, because all you have to do is answer questions that are already being asked within the community, based on your niche markets.

When writing an article on affiliate marketing, you could provide readers with a quick tutorial on how to get started and then highlight the Fast Track Cash program as being one of the highest commission offers available.

Then, include your affiliate link and you're good to go!

You can also find topics for your articles by just spending time going through the different articles already showcased in categories on the main article directories.

You can browse through the most popular articles in order to see what kinds of titles they are using that are generating the most exposure and then model your own articles after those that are already proven to be successful.

There are a number of other ways to choose the best article titles that will generate the most exposure, including by visiting <http://www.ehow.com> where you can type in your keywords, search for existing content and create a swipe file of potential titles that you could use with your own articles.

Another incredibly useful resource is found at <http://www.Digg.com> where you can find extremely hot topics and titles. Just by browsing through their open conversations and recent threads you will be able to get a good idea of what the market is currently interested in and willing to buy.

And yet a final resource that I personally use to come up with compelling article titles as well as the actual content of my articles is by visiting <http://www.About.com> a community driven content network that will help you quickly write articles based on existing questions being asked within the community.

When you write articles based on questions that are currently being

asked, you are guaranteeing that your articles will be read as they are addressing the VERY questions that people want to find the answers to.

The headline of your article is the most critical part in developing successful article marketing campaigns. You absolutely need a winning headline (title) that will compel people to click on your article and read your content.

This means that you need to make sure that your primary keywords are integrated into your article titles but you also need to make sure that your articles are going to capture attention, either by creating curiosity, promise a benefit of some kind, or ask a question that targets your audience so that they quickly click on your link and read your article.

When it comes to the actual length of your articles, I recommend sticking with 300-400 word articles.

You don't want your articles to be too lengthy but detailed enough to pre-sell your reader and motivate them to click your affiliate link and make the purchase.

In fact, the shorter the article the faster they will move from the article through your affiliate link, but you do want to make sure that you provide enough information, and focus your articles so that they are highly informative, so that even though they are short, they do the job of pre-selling your readers!

Cloaking Your Affiliate Links

When it comes to your Author Resource box, this is where the magic happens and it's important to use both straight links with anchor text. Anchor text is when you use keywords to create your link rather than displaying the URL itself.

For example, anchor text for our Fast Track Cash product could appear like this within your resource box:

[Grab your copy of Fast Track Cash!](#)

You can create anchor text within your Author Resource Boxes by using the following HTML code:

**Click here to sign-up for <a href="http://www.your-
website.com/recommends/Fast-Track-Cash">Fast Track
Cash.**

The text that appears between the HTML brackets above (Fast Track Cash) is what will appear as a link within your Authors Resource Box, and you can change this easily just by editing the text and the link contained within the first bracket!

Just the same, you can cloak your affiliate link to avoid your links being removed by readers, and show the entire link within your author resource box like this:

Grab your copy of Fast Track Cash at <http://www.Your-Affiliate-Link.com>

Cloaking your affiliate links is very important for a number of reasons.

Not only will it eliminate lost profits by people removing your affiliate ID from the link prior to purchasing (known as affiliate hijacking), but it also makes your links more user-friendly and attractive which will increase your overall click through rate dramatically.

Cloaked links also are better optimized for the search engines as they don't appear to be promotional links but rather regular website links.

For example, a regular affiliate link through ClickBank would look like this:

<http://xxxx.fasttrackc.hop.clickbank.net>

Once cloaked, you can customize your affiliate link to look however you like, including showcasing your own domain name, like this:

<http://www.Your-Website.com/Recommends/Fast-Track-Cash> or
<http://www.Your-Website.com/Fast-Track-Cash>

Here's how to do it:

Step 1: Determine how you want your affiliate link to look

For example, do you want your link to include a specific keyword such as <http://www.your-site.com/Recommends> or <http://www.your-site.com/Reviews> and so on.

Step 2: Using your favourite FTP program, connect to your website's FTP server. In your base web site directory, you'll need to create a new directory to store all of your cloaked affiliate link files.

In my example, the new directory I created was called "recommends". This is what enables the cloaked affiliate link format I decided upon.

Step 3: Create your cloaked affiliate link file in a text editor like Notepad, cut-and-paste the following code:

```
<?php header('Location: YOUR_AFFILIATE_LINK_URL_HERE');?>
```

Replace YOUR_AFFILIATE_LINK_URL_HERE with the actual affiliate link for your product.

Save the file using a filename to represent the product you're advertising.

Step 4: Upload your cloaked affiliate link file

Again using your FTP program, upload your newly cloaked affiliate link file into the new folder you just created.

And you're done!

Another tip worth mentioning is that you should use a customized link that is different for each article that you are submitting.

That way, it serves as a tracking link and will make it easier for you to determine what articles are producing the best results.

You can simply set up a variety of sub directories with different names and include them within each article.

The majority of article directories will provide you with useful stats as well that will help you keep a pulse on your article marketing and determine whether any articles need to be tweaked or better optimized in order to improve results, so use this information to your advantage and keep on top of every article campaign you set up.

Using Domain Redirects

Another way to cloak your affiliate links is by using domain redirects and not only will this help to preserve your links and ensure that they remain intact, but by using domain redirects you can actually benefit a number of other ways, including:

Domains Become Valuable Assets

When you redirect a domain through to an affiliate program, they can quickly rank within the search engines.

This means that not only will you be able to make more money as your affiliate link is showcased in the top search results with search engines like www.Google.com and www.Yahoo.com but once your domain has positioned itself within the rankings, it becomes extremely valuable.

This means that should you wish to stop promoting the product later on, you can simply redirect your domain to another property or sell it as an aged domain.

Aged domains always hold more value than newly registered ones because they are already established and are out of the “Google Sandbox”, meaning that they are already generating traffic and therefore easier to rank for in the search engine results.

Maximum Exposure

Most communities and forums don't respond well to affiliate links being included in signatures or even in posts, BUT when you cloak your affiliate link by using a domain redirect, you can easily add it to your forum profiles, community pages and even in emails sent out to potential buyers yielding a much greater response rate than if you posted a traditional (and obvious) affiliate link.

Higher Rankings In The Search Engines

We touched on how domain redirects will help you rank within the search engines but it's worth mentioning that you will **NEVER** be able to maintain this ranking using a regular affiliate link.

I've had several domains that were redirecting through to affiliate promotions manage to secure ranking within the top 10 listings on Google, and when this happens you will instantly see an incredible increase in the commissions you are able to generate.

The thing to remember when using domain redirects is to choose a domain name that focuses on relevant keywords so that you are able to boost your ranking within the search engines for specific search terms.

For example, if you were planning to promote a product called “Acne Free System”, you could consider registering a domain name such as:

<http://www.Acne-Free-System.com> or

<http://www.AcneFreeSystem.com>

By having these keywords incorporated into your domain name, you stand a better chance of ranking higher in the search results.

Increase Your Click Through Rate

It’s been proven that affiliate links cloaked with domain redirects tend to receive a higher number of clicks than standard affiliate links.

It could be due to the cosmetic appeal of the domains, or in the fact that those clicking on the links aren’t aware that they are being directed to a vendor’s site from an affiliate link but for whatever reason, you are likely to experience a higher CTR when you begin using domain redirects.

Make sure to split test different domain redirects as well to see which domain is performing at its maximum potential!

Use The Domain In ALL Of Your Marketing

When you use a domain redirect to promote a product, you can use it within all of your marketing campaigns, including article directory submissions, classified advertising, forum advertising and

even press releases.

It not only looks more professional, but using this technique will instantly boost your overall profits.

In order to set up your domain redirect, all you need to do is register a domain name with registrars like www.namecheap.com or www.GoDaddy.com

Then, you can choose to redirect two different ways.

The easiest is by using the “URL Redirect” option from within your domain registrar account, where you can just set the URL to point the domain to your affiliate link.

The second option is to install a redirection script on your website’s hosting account, which is a simple PHP script that simply tells the users browser that when they land on the page, they need to be redirected through to the merchants website.

You can set up a php redirect by creating a text file called “index.php” and adding in the following code:

```
<?php
header( 'Location:
http://www.yoursite.com/new_page.html' ) ;
?>
```

Change the code on the redirect page to be simply this. You need to replace the URL above with the URL you wish to direct to.

Be sure that you do not have any text sent to the browser before this, or it will not work.

Your safest bet is to simply remove all content from the page other than the redirect code.

Upload the file to the root of your domain and you're good to go!

Tip: You can also use domain shorteners as well that will take your affiliate link and create shorter URLs that are often easier to use in marketing campaigns (and they look better).

Here are a few to help you get started:

<http://www.tinyurl.com>

<http://www.bit.ly>

<http://www.su.pr>

Promoting Your Article Content

Once you've submitted your articles into the directories, the next step is to promote your articles so that you can begin generating affiliate commissions from those reading your content.

The fastest way to distribute your articles and maximize your overall exposure is by using an article distribution service, including [Submit Your Article.com](http://SubmitYourArticle.com) , [Content Crooner](http://ContentCrooner.com) and [iSnare](http://iSnare.com)

Submit Your Articles is an incredible service that will help distribute your articles and maximize exposure, quickly and easily.

All you have to do is plug your article content into your Submit Your Article account, and they will go to work distributing your content to all of the top article directories online!

With Submit Your Articles:

Your articles are instantly published once you upload them.

You can syndicate your content to thousands of websites all over the world. You will receive a personal RSS feed just for YOUR articles, which will help your content gain top ranking in the search engines.

You will be able to reach **THOUSANDS** of potential publishers, who will reprint your content giving you incredible exposure (and back links!)

You can even publish your article content within their high traffic article directory!



submityourarticle.com Massive Publicity For Your Website

Article Directory Article Marketing Blog Publishers Member Log In

Discover The **Secret Online Marketing Weapon** Used By Top Internet Marketers And Business Owners ...

"Now You Too Can Create A Traffic-Generating *Machine* That Works 24/7 To Pull In More Prospects And Customers Than You Believed Possible For *Your* Business! ..."

Use The World's Leading Article Submission Service To Submit Articles To Hundreds Of Publishers and Websites On Autopilot ... And Get Massive Publicity For *Your* Website

Sign Up Now

Date: Thursday, March 4th, 2010
From: Steve Shaw, SubmitYOURArticle.com

To begin, visit Submit Your Article and click on "Sign Up Now".

Note: I HIGHLY recommend this service as I've been using it since day one with massive results!

Once your account has been created, you will gain instant access to their member center where you can begin uploading your article content and let them take care of ALL the extra work in distributing your content to the world!

If you still need help developing killer articles, you should check out my Article Secrets guide available at www.ArticleSecrets.com

The banner features a blue background with a row of blue human figures. On the left, it says 'Ewen Chia, #1 International Bestselling Author' above the 'ARTICLE SECRETS' logo. Below the logo is the tagline 'The Hidden Secrets To Unlimited FREE Traffic And Sales!'. On the right, there is a laptop displaying 'http://www.' and a digital clock showing '3:51'. Stacks of money are visible at the bottom right.

Ewen Chia, #1 International Bestselling Author
ARTICLE SECRETS
"The Hidden Secrets To Unlimited FREE Traffic And Sales!"

The secret to making money online is heaping mounds of laser targeted traffic, and I'll show you...

"The Fastest, Easiest Way To Get Tons Of FREE Targeted Traffic You Can Profit From FOREVER...Even If You Know Nothing About Computers!"

I'm Finally Revealing The Top Free Traffic Technique I've Used To Sell MILLIONS Of Dollars Worth Of Products On The Web...And I'll

Article Secrets reveals the top free traffic techniques that I've personally used to sell MILLIONS of dollars worth of products all over the Internet just by using article marketing as the backbone to my campaigns.

I will show you exactly what you need to get started, so that you can set up incredible profitable article campaigns in a matter of minutes.

Apart from Submit Your Article, there are many other submission services available online, including [iSnare](#).

With iSnare, you simply create a free account and then submit your articles and within minutes your article content will begin to be distributed throughout hundreds of article sites.

iSnare Articles Titles Authors Contents [Advanced Search][Add OpenSearch][Job Search]

Distribute your articles to thousands of article sites for only \$2 and below! Read more...

Want to distribute your free to reprint articles via Isnare.com without paying a single dime? [Click here](#) to know more.

Free Articles Directory

Advice	Etiquette	Poetry
Aging	Family Concerns	Politics
Arts and Crafts	Finances	Real Estate
Automotive	Food and Drinks	Recreation
Break-up	Gardening	Relationships
Business	Home Management	Religion
Business Management	Humor	Self Help
Cancer Survival	Internet	Sexuality
Career	Jobs	Short Stories
Cheating	Leadership	Society
Classifieds	Legal	Sports
Computers and Technology	Marketing	Travel
Cooking	Marriage	Wellness, Fitness and Diet
Culture	Medical Business	Womens Interest
Dating	Medicines and Remedies	World Affairs
Death	Opinions	Writing
Education	Parenting	
Entertainment	Pets	

Recently Added Articles Submit Articles

Pool Tables: When Did They Get Their Start?
Submitted By: Annie Deakin
It is actually uncertain as to when pool tables first

The only exception is with EzineArticles.com

I strongly suggest excluding this major directory from any automated article submissions and instead, manually submit your articles to EzineArticles.com for a few reasons:

- 1) Ezine Articles rejects a large majority of articles that are submitted using automated services.
- 2) Ezine Articles is the largest article distribution site on the Internet and it's important to ensure your articles are accepted.
- 3) You want to make sure that you include relevant keywords when submitting articles to Ezine Articles, and include appropriate Author Resource boxes to each article.

Apart from Ezine Articles, you can distribute all of your articles instantly to the other directories using these automated services.

Just make sure that you choose the appropriate categories that match your articles whenever you either manually or automatically submit your articles so that they are properly ranked and generate the most targeted traffic possible.

In addition, by choosing the best category for your articles, you will also ensure that the majority of your content is quickly accepted.

Here are other automated article distribution services that are worth checking out:

<http://www.FastSubmitArticles.com>

<http://www.ArticleSender.com>

<http://www.ArticleTrader.com>

<http://www.Submit2Please.com>

<http://www.QuickArticlePro.com>

<http://www.ArticleSubmissionServices.com>

<http://www.ArticleSubmitShop.com>

<http://www.Article-Submission-Express.com>

<http://www.UniqueArticleWizard.com>

Article Spinning Services & Tools:

<http://www.ArticleSpinner.org>

<http://www.EasyArticleSpinner.com>

<http://www.TheBestSpinner.com>

<http://www.JetSubmitter.com>

<http://www.UniqueArticleSpinner.com>

Repurposing Your Article Content

Once you have submitted your article content and they have been approved and are live throughout dozens of article directories, it's time to leverage this content so that it can begin working for you a number of different ways.

The first strategy is to repurpose the article content into press releases.

With press releases, you can begin to generate MASSIVE traffic within a few days and the cost of submitting a press release is very affordable, in fact, there are free press release distribution services online that you can use.

In order to create an effective press release, simply choose one of your articles and tweak it so that it's structured to sound more like news, rather than content.

The objective of a press release is to make an important announcement and so you need to modify your article just a bit so that it's properly formatted and appears to be news worthy.

For example, if you wrote an article on "How To Find High Paying Commission Programs", you could revamp the article title to read "Fast Track Cash Offers Maximum Commission Payments", and then re-structure your article so that it provides information on our

product, a detailed summary of our product and of course, the benefits of the product.

Then, in the press release body text, you would embed your affiliate link, cloaked to appear as a direct link through your site (see previous chapter for details on link cloaking).

Press Releases require a specific structure in order to be accepted as well and to help you get started; here is the basic anatomy of a proper press release:

Who

What

When

Where

Why

Who: Who or what your press release is about? You need to include this information in the first segment of your press release.

What: What your press release is about.

When: When the product or service that you are promoting is being launched or made available.

Why: The benefits of the product or service and why your reader should purchase.

Make sure that your press release headline really captures attention. You need it to be strong and very focused on your target audience.

For promoting the Fast Track Cash program, consider titles that will really appeal to people who are looking to make money in affiliate marketing but are interested in high paying commission programs.

The more targeted and appealing your press release headline is, just like with article marketing, the more exposure they will receive.

Once you have your press release written by customizing one of your existing articles, it's time to submit it to the world!

Your press release will be distributed to the major news media, including online communities, social networks and even the major news including CNN, Google and other major networks.

Better yet, your press release will become syndicated and will appear on thousands of websites through RSS news feeds!

And of course, press releases when written correctly are absolute search engine magnets, so it's important to optimize your press release as you would an article with a captivating headline, keywords integrated into your content, and your anchor text affiliate link.

Here are the top press release submission services where you should focus on submitting your content:

<http://www.PRFree.com>

<http://www.SBWire.com>

<http://www.PR.com>

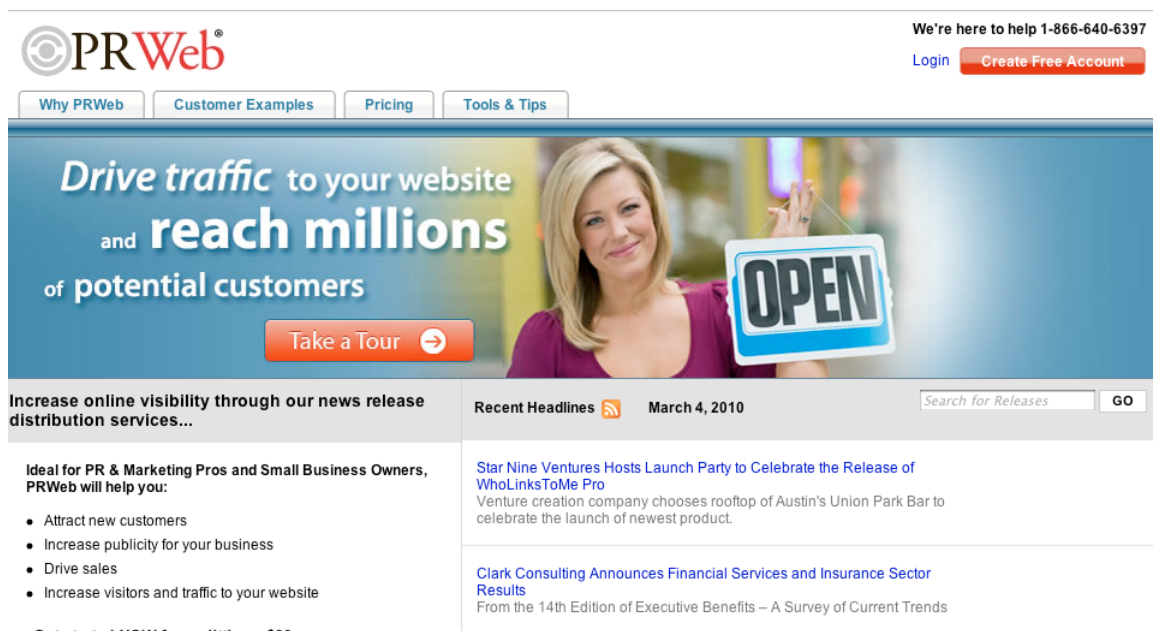
<http://www.i-NewsWire.com>

<http://www.eReleases.com>

<http://www.WebWire.com>

<http://www.Free-Press-Release.com>

The most popular of all press release distribution services is available at <http://www.PRWeb.com> although it does cost money to submit your press release through them, they offer flexible payment options and also provide help in editing your press release ensuring it's approved and distributed quickly!




PRWeb® We're here to help 1-866-640-6397
Login Create Free Account

Why PRWeb Customer Examples Pricing Tools & Tips

Drive traffic to your website and reach millions of potential customers
Take a Tour →

Increase online visibility through our news release distribution services...

Recent Headlines  March 4, 2010 Search for Releases GO

Ideal for PR & Marketing Pros and Small Business Owners, PRWeb will help you:

- Attract new customers
- Increase publicity for your business
- Drive sales
- Increase visitors and traffic to your website

Get started NOW for as little as \$99

Star Nine Ventures Hosts Launch Party to Celebrate the Release of WhoLinksToMe Pro
Venture creation company chooses rooftop of Austin's Union Park Bar to celebrate the launch of newest product.

Clark Consulting Announces Financial Services and Insurance Sector Results
From the 14th Edition of Executive Benefits – A Survey of Current Trends

With PR Web, you can have your press release approved in a matter of a day or two but what you want to keep in mind is that your press release should be “newsworthy”.

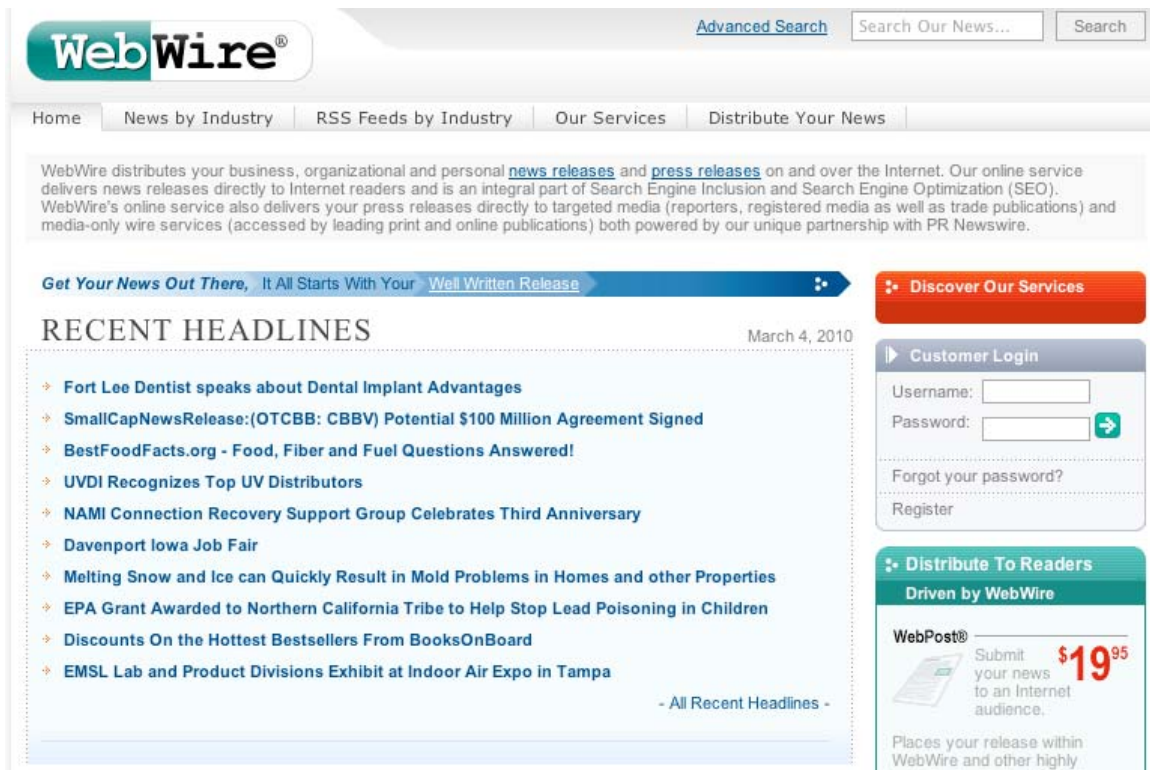
Many of the leading press release distribution services will not approve anything that is found to be too commercial.

You want to make sure that you submit a release that appears to be offering NEWS rather than an advertisement.

This is another reason by domain redirects are so important.

By setting up a domain that redirects through your affiliate link, you have a much better chance at press release and distribution companies approving your submission than if you include a standard affiliate link.

Another incredible press release resource is found at <http://www.WebWire.com>



When you create your press release (and this applies to EVERY press release you create. It doesn't matter who you submit it to for distribution), you absolutely **NEED** to follow a **specific format** that will help your release gain the most exposure possible.

First of all, your press release title is a **CRITICAL** component in whether your release will be a hit or not, so make sure that you really take your time to create a compelling title that is likely to generate a lot of interest.

Your press release also needs a **CALL TO ACTION** clearly visible above the fold (meaning that visitors can see the Call to Action in the upper half of the website after it loads).

This is VERY important because you want to make sure that you give readers a clear opportunity to click on your link and visit the site you are promoting.

Your call of action should offer a clickable link (and make sure to test the links before you submit your press release for approval.

You want to make sure that if you are using a redirect that it's working properly because once your press release begins to circulate, you won't be able to stop it).

You should also consider writing your press release from a third party perspective. It will always have a greater impact if the press release is read as if it's directly endorsed by someone other than the a) merchant or b) affiliate.

Consider interview type press releases that make it sound as if you are an authority figure who has conducted an interview with someone who has used the product you are promoting.

This will not only lend credibility to your press release but it will add social proof, and many times that's THE most important ingredient in a successful press release.

Create Slideshows For Maximum Traffic

One of the most powerful methods of repurposing your article content and generating maximum exposure for your affiliate campaign is by using your content to create compelling slideshows.

With websites like www.Scribd.com and www.SlideShare.net, you can literally begin to generate prime traffic through your affiliate links moments after your slideshow has been uploaded to the community sites.

The image is a screenshot of the Scribd website. At the top, there is a navigation bar with the Scribd logo, links for 'Explore', 'Community', and 'Upload', and a search bar. Below the navigation bar, a section titled 'What people are reading now...' displays three document thumbnails. The middle thumbnail is titled 'LearnVest PERSONAL FINANCE BOOTCAMP: Day 9: Your Name, In Plastic' and features a red figure. A red arrow points from this thumbnail down to a large blue button labeled 'Upload Your Own!'. To the right of the button, text reads 'Choose your files and share them with the world right away!'. Above the button, the text 'Join the Scribd Community' and 'Millions of readers. Millions of documents.' is visible.

All of these websites rank **exceptionally well in the search engines** so your slideshow presentation can begin to generate views almost instantly!

The idea is to create simple slideshows that simply show your article content broken down into segmented paragraphs. You want the articles to presell the product in the same way they do when distributed through article directories and websites.

Your slideshows shouldn't be too lengthy; you want to make sure that you retain their interest and attention long enough for the slideshow to direct them through to the merchant's website (tagged with your affiliate link).

Just make sure that you break up the text into 2-3 line sentences, and remember, you can adjust your article content so that you are only using a smaller portion of it.

Slideshows don't have to be too long to be effective, in fact in many cases, the shorter and more focused the better.

When submitting your slideshow presentations into the major websites like www.SlideShare.net and www.Scribd.com make sure that you integrate tags and keywords so that your slideshows appear whenever a user conducts an on-site search using your chosen keywords.

Keywords that are tagged into the description of the slideshow will

also help you rank within the search engines so be careful to select the most targeted keywords possible.

Remember, the higher you rank within the search engines for your chosen keyword phrases and generate far more targeted traffic.

Consistency and Volume is still the key to getting consistent free-targeted traffic.

Here are the top places to submit your presentations and slideshows:

<http://www.Scribd.com>

<http://www.Slideshare.net>

<http://www.4shared.com>

Video Marketing

We just touched on the power of creating presentations and slideshows in order to generate targeted traffic through your affiliate links quickly and video marketing works in a very similar way.

What you would do is create a short video clip and then upload to the popular video directories, including <http://www.YouTube.com> but another easy way of creating video presentations is by using the article content you've already created to create "article videos".

The best service for this is found at [Article Video Robot](#):

The screenshot shows the Article Video Robot website. At the top, a blue banner reads "See how you can Convert any article to video in under 3 minutes! - New tutorial Ready". Navigation links include "Free Sign Up", "Member Log-in", and a "Search Site" box. The main header features a robot logo and the site name "ArticleVideoRobot". Below this, a central panel titled "Convert your articles into videos - Get massive exposure and hundreds of backlinks in minutes!" contains a form labeled "Paste Your Article". The form has fields for "Enter your article title below:" and "Paste your complete article below:", with a large play button icon overlaid. A checkbox at the bottom says "Automatically break my article into paragraphs (when I click Next)". To the right, a blue sidebar promotes the service with the text "Turn your Articles To Live and Talking Videos ...In 3 Minutes or Less!". It lists three steps: 1. Copy & Paste Your Article, 2. We'll Convert It Into A Video, and 3. Distribute To Get Traffic!. At the bottom of the sidebar is a "START FREE TRIAL NOW" button and the text "No Camera / No Video Editing - Learn More!".

Article Video Robot will take your existing articles and create live, talking videos! All you have to do is copy and paste your article content into an online form, and Article Video Robot will convert the material into a high quality video within seconds!

This is not only the fastest way to create videos from existing content but it eliminates any learning curve, as you never have to create or edit videos yourself, this service will do everything for you through their online program (no download necessary).

Article Video Robot will even distribute your articles quickly, so that you can generate maximum traffic without having to manually submit your new video into video directory sites.

You will also be able to link to any existing Ezine Article accounts that you have as well!

You start off by signing up for their free trial and once registered, you will be able to choose from either their “Full Article to Video Editor” option or “New One Click Ezine Wizard” that will convert articles from five websites to video with a single click.

+ Start a New Article to Video Project

Full Article to Video Editor



Create full length Video with more control over all aspects of your project

[Start Full Editor >>](#)

New One Click Ezine Wizard **NEW**



Converts articles from top 5 websites to video in just one click

[Start One Click Wizard >>](#)

I suggest starting with the Full Article to Video Editor as it will give you far more control over your project.

Let's go through the steps quickly so you can see just how incredibly easy it is to create videos from existing content.

To begin, you will need to paste your article content into the online form as shown below:

Paste Your Article

Enter your article title below:

Insert article title here

Paste your complete article below:

Paste your full article here

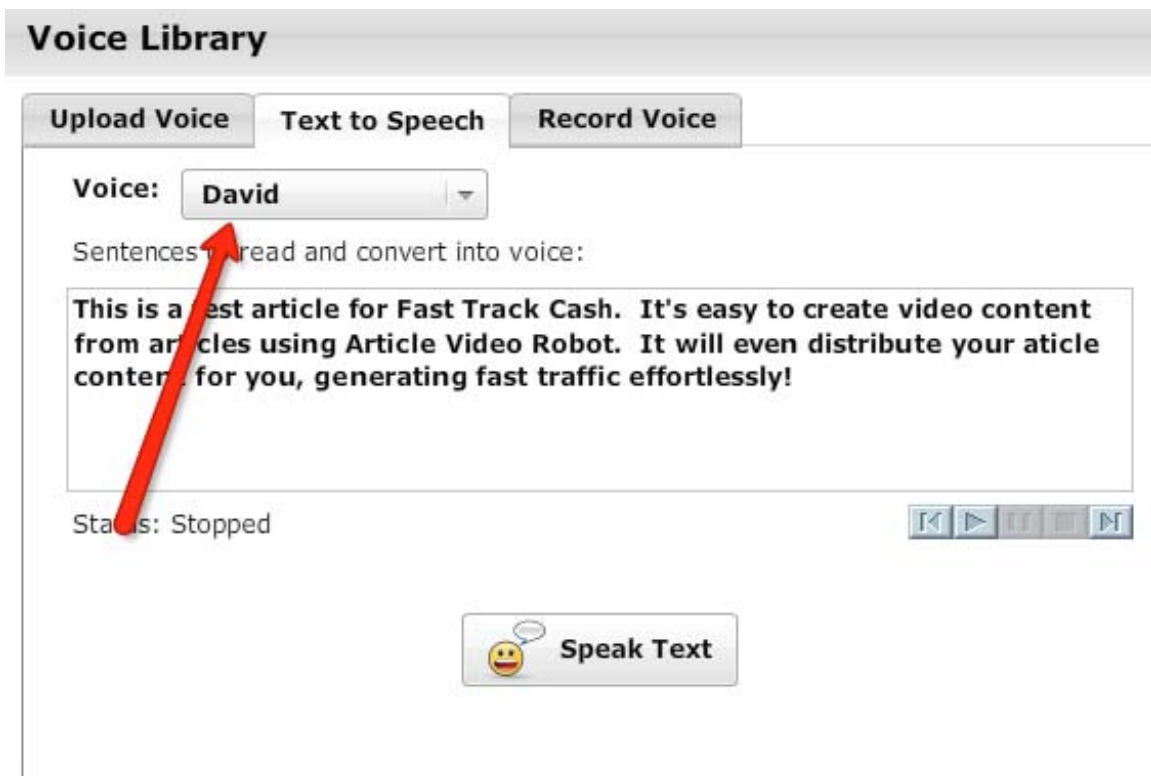
Article Category: **Select One**

☒ Automatically break my article into paragraphs (when I click Next)

You can choose the category that best suits your article with the drop down menu.

Then click Next to proceed to the next page.

You will then be able to choose a specific voice for your article as shown below. This voice will be used to narrate your article when it's converted into a video clip.

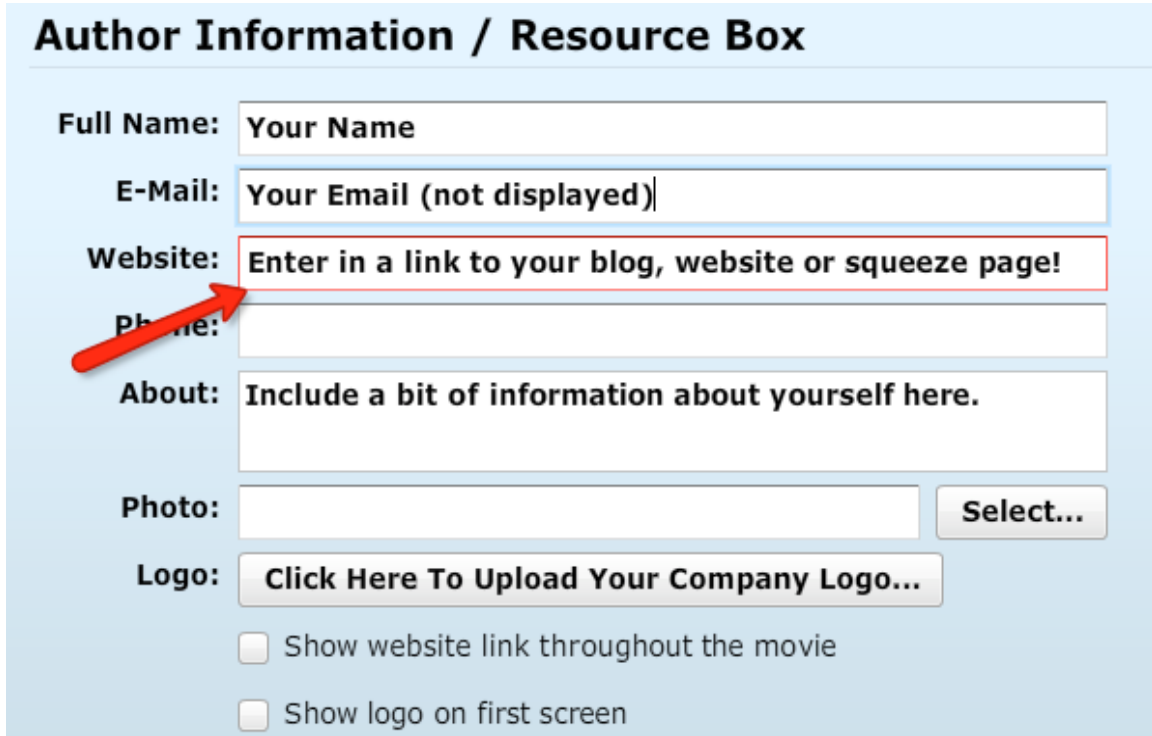


You will also be able to customize your video's background, font size, colors and even background music.

Once you've made your customizations and are ready to create your video, click on Next and you will get to the most important part of

the process, creating your author resource box.

As we've mentioned before, you need to make sure that your author resource box is compelling and will prompt a reader into taking action.



Author Information / Resource Box

Full Name:

E-Mail:

Website:

Phone:

About:

Photo:

Logo:

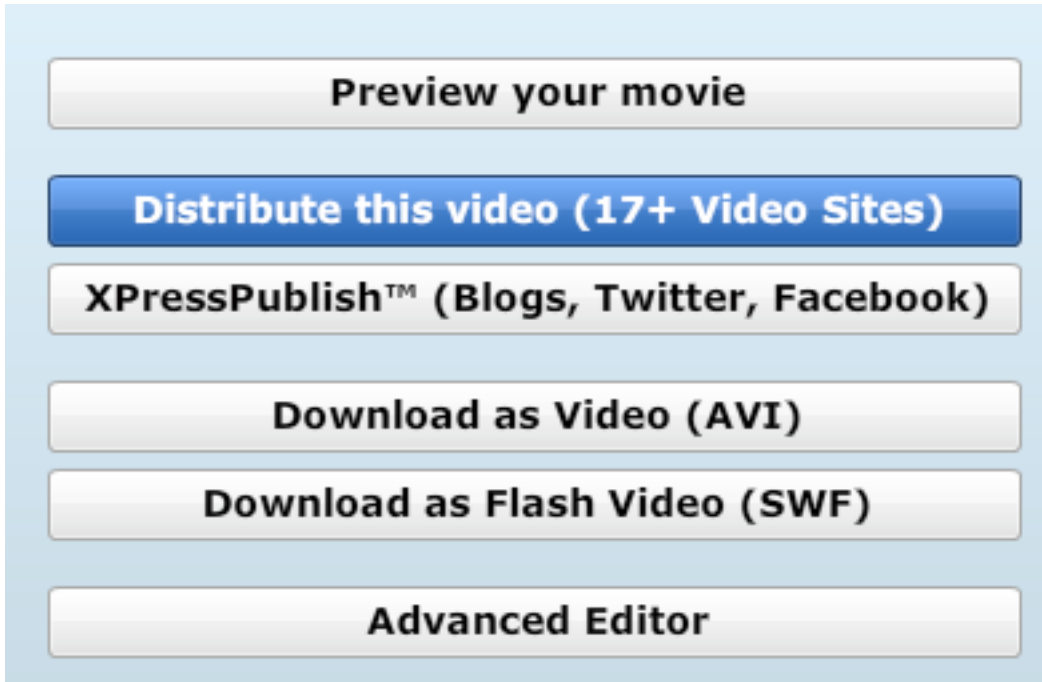
☐ Show website link throughout the movie

☐ Show logo on first screen

Since we want to promote our affiliate links, the easiest way to do this is by offering a free private label ebook or report, or by providing readers with the option to visit your website, blog or squeeze page where they can receive their free offer.

You will now be able to save your project and preview your movie to ensure it looks and sounds exactly as you want it to.

Then, you will be able to distribute your video with a single click to over 17 video sites!



You want to create videos for every article you have and distribute them to the top video sites.

The traffic you will be able to generate just by leveraging your article content this way will start generating traffic through your affiliate links almost instantly!

Rinse and repeat this process and you're good to go. Click here for [**Article Video Robot – this really works!**](#)

Generate Quick & Free Traffic With Autoblogs

Autoblogs are not only incredible traffic sucking tools, but they are also very quick and easy to set up.

In fact, with just a single copy of Wordpress, a hosting account and a domain name, you can set up a blog within 5 minutes.

Then, by adding in an autoblogging plugin, you can saturate your website with fresh content that will begin to drive in targeted traffic quickly.

When using autoblogs to generate traffic in which to promote your affiliate link, you will want to limit the content that appears on your website as well as choose very targeted content so that your visitors are given related material that really adds value to your site.

The majority of autoblog plugins will allow you to select content from many different channels, including You Tube Videos, and Yahoo! Answers.

Just be careful to limit the amount of content that appears each day so that your blog appears to be developed naturally, rather than on an autoblogging platform.

Now, the great thing about autoblogging is that it eliminates the time consuming process of having to generate fresh content but when it comes to promoting your affiliate links within the material,

you will want to turn off “auto publish” so that you can manually edit each article to include your affiliate link.

This will only take a few minutes but by doing this you will ensure that every article and page featured on your autoblog has your affiliate link integrated into the material.

This is VERY important in order to utilize the traffic effectively.

If you are interested in creating a complete autoblogging network, I have written a guide that will show you exactly how to set up a massively profitable niche blogging system quickly and easily, even if you’ve never done it before.

You can check it out by visiting [Auto Blogging Income](http://www.AutoBloggingIncome.com):



**“Discover The Easiest And Fastest Way
To Generate Massive Internet Income
From ANY Niche On Complete Autopilot!”**

**Never Before Revealed: The Simple Solution To Building
Insanely Profitable Niche Blogs Without EVER Paying
For Content Or Writing A Single Line Of Text!**

(The guide will even show you what plugins to use, and how to optimize your autoblog websites in a matter of minutes).

For this particular strategy, you only need to set up 2-3 autoblogs that are pulling content primarily from Yahoo! Answers, so that the bulk of the content is article based, rather than videos.

That way, you can integrate your affiliate link into the answers pulled by Yahoo!

Exploiting Feeder Sites & Link Wheels

Feeder sites are free resource sites that allow you to set up simple websites with one intention; to generate attention from the search engines, position your site in the top results and funnel traffic from your feeder site through to your other main websites, or in our case, affiliate links.

When feeder sites are networked and linked together, they are often referred to as “link wheels”, because the traffic is filtered through the wheel, feeding off one of another.

Linkwheels are one of the easiest methods used in order to create massive amounts of backlinks, as well as solidify a higher ranking based on your keywords in the search engine rankings.

It requires little time, effort, and knowledge in marketing to succeed with a linkwheel, but just by following this step by step action plan, you can have one set up in less than a couple of hours.

Here is an example of a common link wheel structure:



Linkwheels can be extremely complex but in truth, you only need a few feeder sites set up and optimized in order to begin generated targeted free traffic through your affiliate links.

The most popular (and easiest) linkwheel strategy is to create a page that includes your article content and your affiliate link on each of the following sites:

<http://www.Squidoo.com>

<http://www.Blogger.com>

<http://www.Wordpress.org>

<http://www.Vox.com>

<http://www.Weebly.com>

<http://www.Quizilla.com>

<http://www.WetPaint.com>

When creating your linkwheel, all you need to do is construct single page sites on the above service networks, and then integrate your affiliate link within the content as well as within any resource section on the site.

You want to spend some time creating each page so that it provides real value to those visiting it.

After all, in order to presell potential customers you need to retain their interest long enough to convince them to purchase the product through your affiliate link.

To do this you can use a series of different modules, including your article content, YouTube Video clips, and even RSS feeds from related blogs.

You want to limit the external links so that the ONLY visible outgoing link is your affiliate link, as well as a link to one of your other feeder sites (hence creating a link wheel).

There are two types of linkwheels, in general – open linkwheels and closed linkwheels. While this may seem complicated all it really means is that with open linkwheels you create sites that all link to each other.

For example (closed linkwheel):

Site A links to Site B | Site B links to Site C | Site C links back to Site A

With open link wheels there is no closing, so your wheel might go something like this:

Site A links to Site B | Site B links to Site C | Site C links nowhere

From experience, creating open link wheels where the final feeder site that you create doesn't link back to another site but only features your affiliate link always works best, and there's less chance of being penalized by Google.

Once you have created 4-5 feeder pages on the sites listed above, make sure that all but one offer two links:

- 1) Your affiliate link (cloaked)**
- 2) A link back to another feeder site**

Remember, keep one feeder site free of any links other than your affiliate link so that you are developing an open-ended linkwheel.

When creating your feeder sites always add keywords to the page (Squidoo will allow you to add tags to each lens you create as well).

Make sure your keywords are relevant and use different keywords within each of your feeder sites.

Once your linkwheel is set up, make sure that you ping each individual website URL by visiting <http://www.Pingler.com>

You will begin to see traffic almost immediately!

Other Feeder Site Resources You Can Use:

- * www.Hubpages.com
- * www.Zimbio.com
- * www.Wetpaint.com
- * www.Wikidot.com
- * www.Twine.com
- * www.Docstoc.com
- * <http://Knol.google.com>
- * www.Slideshare.net
- * www.Scribd.com
- * www.Esnips.com
- * www.Blinkweb.com
- * www.Ehow.com
- * www.LiveJournal.com

Forum Marketing

The great thing about forums is that because they are constantly updated with fresh content and new posts, the search engines are consistently crawling the websites looking to index the latest content.

What this means to you is that just by including your affiliate link within forum posts and your forum signature, your link will get instantly indexed and you will be able to generate traffic quickly from both the forum itself and from your new ranking in the major search engines like www.Google.com

Of course there are rules to follow with every forum and it's important that you read over their guidelines prior to posting so that all of your efforts pay off, and your posts aren't removed or your account banned.

One of the most overlooked elements of forum marketing is in the actual profile section itself.

Many forums are built on the backend of popular scripts like vBulletin or Simple Machines, and all of these forums allow users to set up profile areas, that can include your photo, a short bio and of course, your website links!

You want to set up a number of profiles on relevant forums and include your affiliate link within the profile box BUT be careful adding affiliate links to forum signatures or posts.

It usually is not allowed, so you will need to take a different approach.

The easiest way to get your links passed through without any concern over being removed or banned by a moderator is to create a quick blog or website that features quality content.

You can use one of the blogs you created for your linkwheel, or you can quickly create a new blog using www.Blogger.com, www.LiveJournal.com or www.Wordpress.org

Then, instead of posting your affiliate link within your forum signature, you can include a direct link to your website. That way your links pass the approval of forum moderators yet you are still able to generate quick traffic to your pages!

You want to focus on being active within relevant forums relating to the type of products you are promoting.

Try to spend some time interacting on the board by offering help whenever possible and truly offering value to the community. It will go a long way in being able to build credibility and convince people to click your links and explore your websites.

When searching for relevant forums, you can find countless boards a number of different ways including by searching through one of the largest forum directories online <http://www.big-boards.com> or by visiting www.Google.com and entering in search strings that include keywords like “forum” or “board”.

Example:

Your-Niche-Keyword+Forum

Your-Niche-Keyword+Community

Your-Niche-Keyword+Boards

Promoting Affiliate Link With PLR Content

The greatest thing about private label content is in just how easy you can begin to generate traffic from ready made content without having to spend a lot of money building websites or hiring freelancers to create content for you!

You can simply purchase a few high quality reports or ebooks and integrate your affiliate link into the content, distributing it through your own blogs and websites as well as through ebook directories, free ezine advertisements and even on forums.

What you want to do is find private label content is heavily geared towards the niche markets you are promoting.

In our example, if you were advertising the Fast Track Cash program, you could simply find private label ebooks and reports that offer information on affiliate marketing and then by editing the document files, add in your affiliate link and start distributing the material.

People love fresh, free content and with private label material readily available there is no faster or easier way to start pulling in traffic from ready made content and material.

There are many different sources for private label content online. Just do a Google search and you'll see them.

If you're the smart type, www.SuperPLR.com is the site you want to go to ☺:



Now, once you have purchased an ebook or report focusing on your niche market, open up the document's source file (usually DOC or docx) and spend a few minutes editing the material.

Consider adding in a new Table of Contents, inserting your name as the author and of course, adding in your affiliate links.

You should make sure that your affiliate link is shown at the start, middle and end of the document.

You also want to make sure that once the document has been compiled into a PDF format that your links are still clickable as certain document editors will strip out links.

You can test out the links simply by creating the PDF and then opening it up in Adobe Acrobat and clicking on the links to ensure they open up in new windows.

If you have a problem with creating a PDF document, or in making your links clickable, I recommend uploading your DOC source to <http://www.freepdfconvert.com> - a free service that will compile your ebooks and convert them into professional PDF's.

After you've compiled your document and have inserted your affiliate links, you need to start distributing the content so that people are able to find your book and download it.

The easiest way to kick off your campaign and gain quick exposure is by uploading the new report or ebook to free ebook directory sites, including:

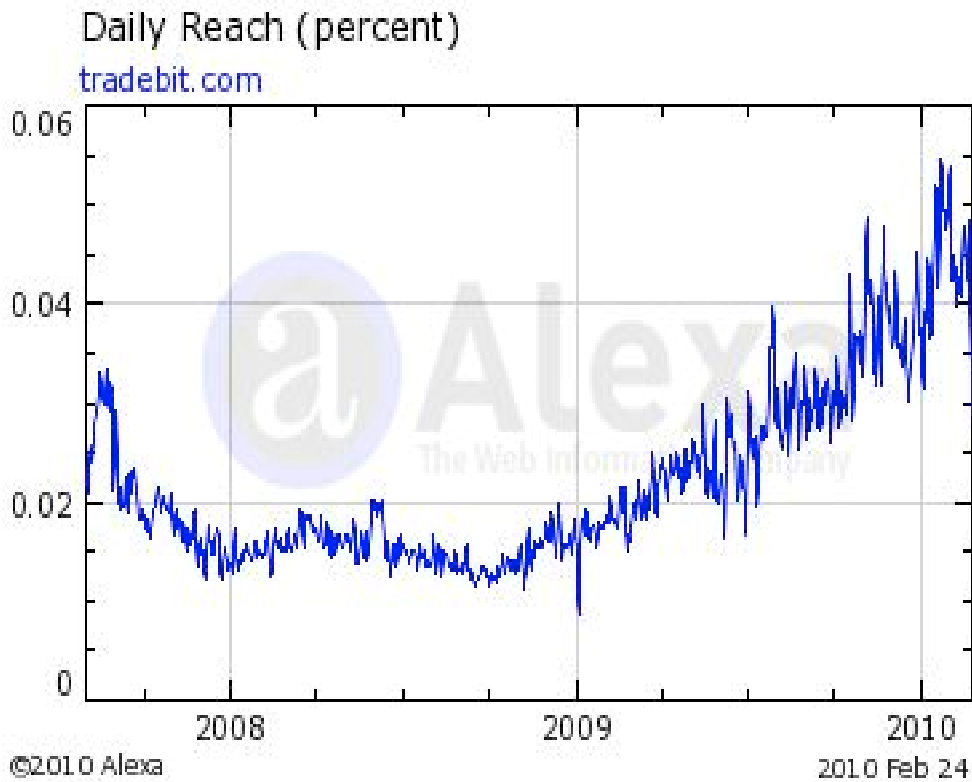
<http://www.Tradebit.com>



With Tradebit, you can instantly upload your PLR ebooks and start selling or distributing them for free.

You can also connect your Tradebit account with eBay, Myspace and even Facebook.

Tradebit is an incredible traffic generation tool, and is constantly growing every day, according to their Alexa ranking:






Just by having a few PLR ebooks with your affiliate links in circulation within Tradebit has the potential to generate massive, ongoing traffic to your website almost instantly!

(Hint: If you choose to sell your PLR products - with your affiliate links in them ;-) on Tradebit and do it correctly, you can make FAST income too. In fact, I regularly make a few thousand dollars per month just doing that!)

You also want to offer your ebook on related forums, as this is an incredibly simple method of generating maximum exposure quickly.

Just post a thread offering the ebook for free, or include a direct download link in your forum signature file.

The Warrior Forum offers free exposure within their “Make Money Online” category, where you can upload your ebook and offer it to the entire community for free.

Joint Ventures, Articles, eBooks...etc	
	Make Money Online (3 Viewing) This section is for listing free ebooks on how to make money online. If you know where a free ebook is on the net please list it here for all the members to see. WarriorPDF - Create PDFs Instantly - Just Print!
	Warrior Reciprocal Links - Buy - Sell - Swap! (34 Viewing) This section is for Warriors looking to buy, sell or swap links with each other.
	Warrior Joint Ventures (26 Viewing) Looking For Joint Ventures Or Partners? Millions Of Dollars Have Been Made Through Warrior Partnerships Over The Last 6 Years. ----- WARNING: If your first post to our forum is a "Joint Venture" deal it will be deleted. We ask that you try to give some value here first "before" you ask for Joint Ventures.

You also want to upload your ebook to www.Scribd.com which will begin to generate free traffic almost instantly.

With sites like Scribd, just make sure that you include relevant

tags and keywords with your ebook listing so that people browsing the site are able to find and download your ebook based on keywords entered into Scribd's internal search option.

Another fast and easy method of generating mass exposure for your private label ebooks and reports is by uploading it to <http://www.Docstoc.com> a popular directory site that offers visitors the option to download documents in many different categories:



Just make sure that you upload your ebook into the appropriate category and insert keywords and tags into the submission form in the same way you do when uploading to other ebook directories and database sites like www.Scribd.com

[InternetMarketer.com](http://www.InternetMarketer.com)



Update: A hot marketplace that will allow you to reach fellow internet marketers effectively (and market to them!) is my brand new service at www.InternetMarketer.com:



[Check it out as it's FREE for a very limited time only!](http://www.InternetMarketer.com)

Here is a listing of other ebook directories:

<http://ebookdirectory.com/>

<http://www.ebookslibrary.com/>

<http://www.ebookjungle.com>

<http://www.ebookbroadcast.com>

<http://www.free-ebooks.net/>

<http://www.EbookDirectory.com>

<http://www.WisdomEbooks.com>

<http://www.Upload.com>

Social Marketing Powerhouse

When you think of social networking, what comes to mind? For the majority of us, sites like www.Facebook.com or www.Twitter.com jump out, and with good reason.

Both of these sites are among the top 10 most popular of all social communities, and just by spending a few minutes a day within these networks can yield incredible traffic quickly, easily and absolutely free.

The trick to generating traffic with information portals like Twitter is to be as active as possible and to post a mixture of both free and informative messages (referred to as ‘tweets’) as well as promotional messages that will send people through your affiliate links off to the merchants website.

You will find it a lot easier to generate a response when you focus on an “indirect referral” system, which is based on sending people to a blog page or landing page that features useful, entertaining or important information with your affiliate link embedded into the content, rather than posting an affiliate link directory to your twitter followers.

Always try to think of ways of being entertaining, as the majority of people on twitter are interested in networking and communicating with new friends, and are reluctant to click on links or visit websites that they believe are promotional based.

This means that you need to take a very different approach when promoting through these networks.

Start off with completing your profile so that people viewing your page see you as an active part of the community. This is important because the majority of people will check out a users profile before adding them as a contact to ensure that they are actually active.

Remember, you want to appear as a part of the community and as someone who has something of value to offer.

Then, consider sending out messages that offer free downloads (refer to our previous chapter on using private label content that includes your affiliate links as a way of pre-selling prospects).

Private label content is a VERY lucrative method of being able to offer your followers and social community friends with something valuable without directly selling.

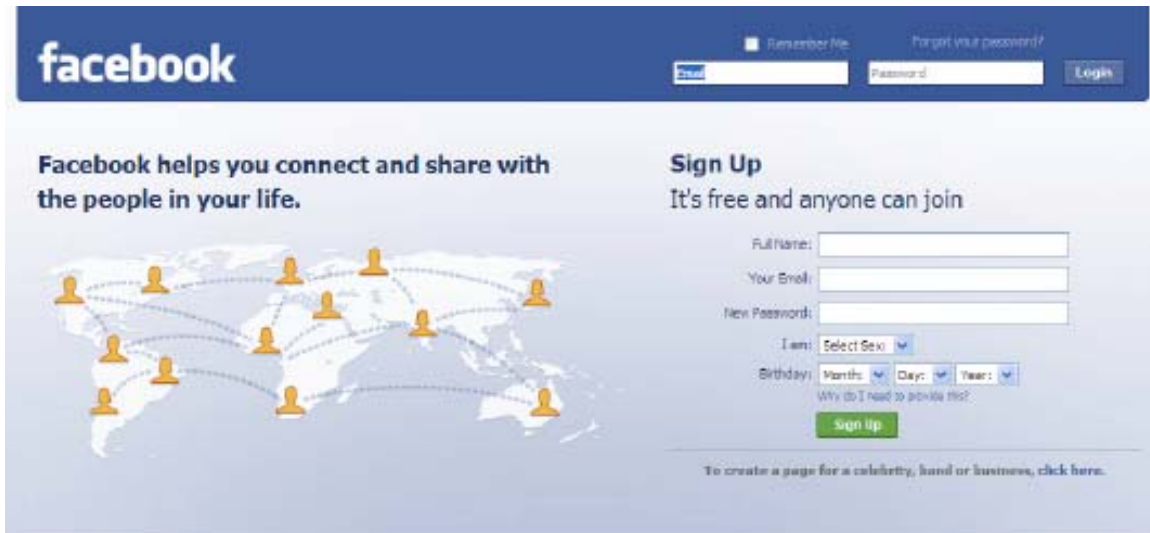
With the majority of social community sites offering the ability to create profile pages, you will want to make sure that you fill it out entirely, and include a link to your website, a short bio that offers people more information about who you are, where you live and what you have to offer.

You should always upload a photo of yourself so that people begin to trust you and so you are able to begin building a recognizable brand.

When it comes to successfully promoting affiliate products within social communities, the more active you are the more traffic you will be able to generate so while it can be a bit time consuming, it's well worth the effort if you are consistent.

Easy Facebook Traffic

One very effective strategy is to create a **Facebook Fan Page**.



Facebook is one of the highest traffic social communities online and by creating a free account you can set up both a profile page and a Facebook fan page.

Now, here's the reason you want to create a fan page:

They generate **MASS EXPOSURE EFFORTLESSLY!**

Fan pages can easily go viral and with this intense exposure, you will be able to:

- 1) Maximize commissions through extended exposure**
- 2) Build a reputation in your niche market**
- 3) Generate MASSIVE traffic to every site you post**

4) Beef up your Alexa ranking, instantly!

When you create a Facebook fan page you are essentially setting up a CENTRALIZED TRAFFIC FUNNEL for your entire affiliate campaign. And since creating a Facebook fan page is FREE, you are able to start generating exposure at no cost at all.

PLUS – you can create as many Facebook fan pages you wish!

In order to create a Facebook fan page, you will need to create a free Facebook account at <http://www.Facebook.com>

You will also want to make sure that your Facebook profile is completely filled out and include a photo if possible, along with your website URL.

When creating Facebook fan pages, you are entirely anonymous which means that no one knows that YOU are the admin of the page.

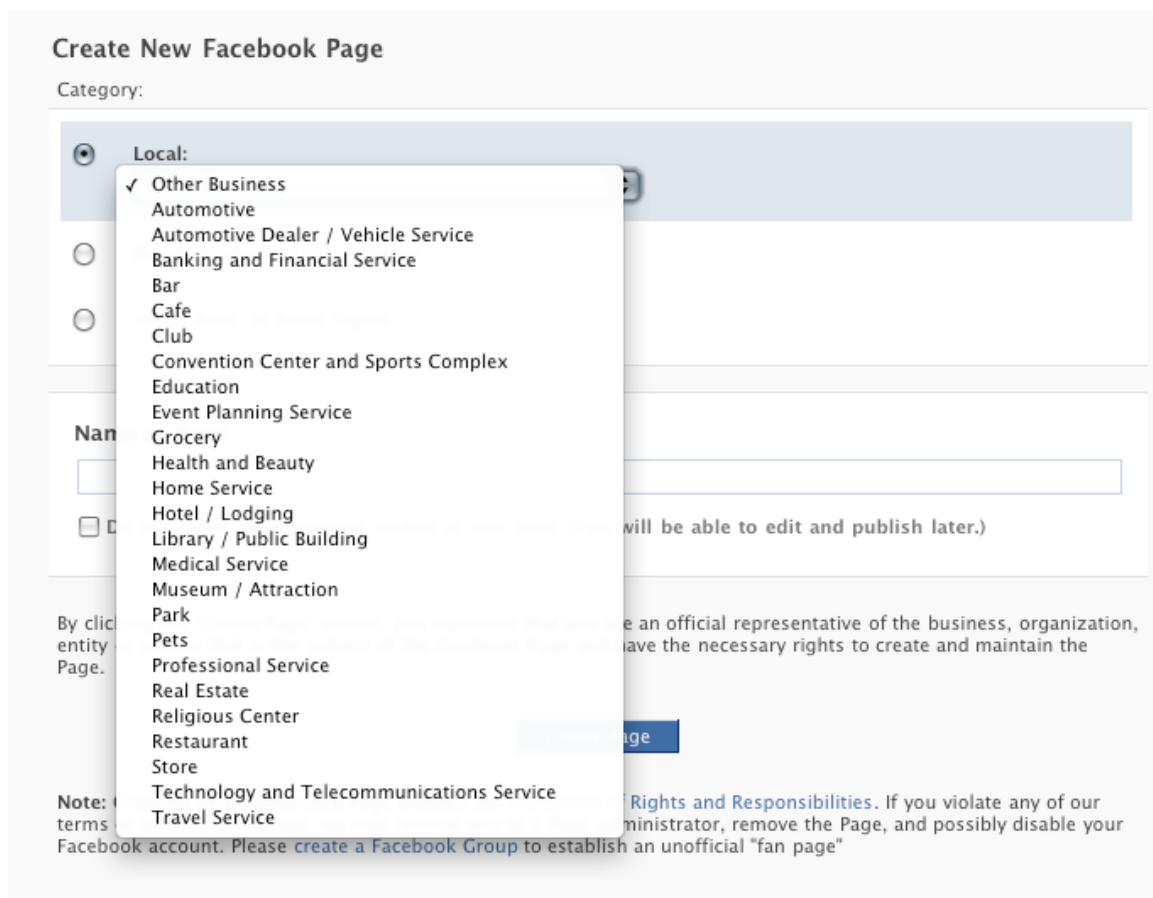
This is a great way of promoting affiliate products as well as your own without exposing the fact that you are an affiliate.

Once you create a Facebook fan page, you will be given 100% control over it and will be able to update it as often as you like.

From inside of your Facebook account, click on “Create A Page” or subsequently, if you’re logged in, you can click the link below:

<http://www.facebook.com/pages/create.php>

Begin by choosing a Local which is basically a category for your page:



Next, choose a name for your page. This should include relevant keywords relating to what your page is going to be about.

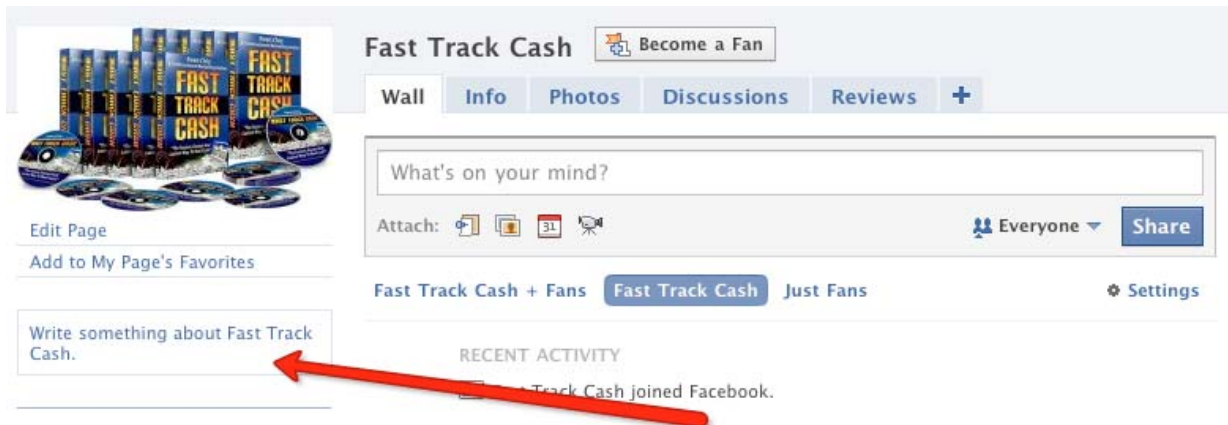
For example, if you are going to create a page that centers around a specific niche (like weight loss, acne, pets), you should include your primary niche keyword in the page title.

Click “Create Page”.



When your page is first created it will be relatively empty and you will want to spend some time filling out additional details, including adding a photo, image or avatar that represents your fan page, and adding a description so that people searching for specific pages can find yours.

Again, use keywords when creating a description for your fan page.



Make sure that you add your website URL into the text box as shown above. You NEED to enter in the FULL URL, otherwise the link won't be clickable.

So, <http://www.Your-Website.com> will work.

You want to do your best to offer enough information about your fan page to encourage other people to join the group.

Once you've created your fan page you will be able to choose contacts from existing friends or from your email address book and send them an automated message suggesting that they become a fan of the page you just created.

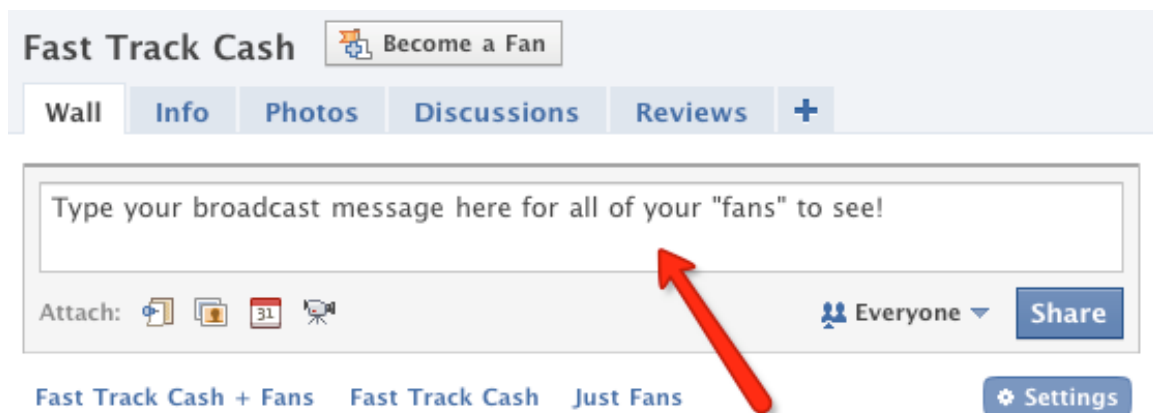
When you've created a decent size community of fans (1,000 or more), it's time to start posting updates that include your cloaked affiliate link as well as direct links to free content and resources that members of your fan page will find useful.

You want to balance out promotional updates with quality broadcasts so that you are able to retain your “fans”.

It won't take long to create a large community of fans, just start by inviting all of your existing Facebook friends, and then searching for new contacts using Facebook's built in search or by choosing contacts from your different email and social accounts.

You can also create as many different fan pages as you want, with each one focusing on a different niche market.

When you post updates make sure you use the status area so that you are able to generate maximum exposure from your messages.



Note: Facebook also allows you to link your fan page to your twitter account for additional exposure!

Here are other popular social communities where you should begin building a profile and interacting with potential customers:

<http://www.Twitter.com>
<http://www.Linkedin.com>
<http://www.Tagged.com>
<http://www.Fixster.com>
<http://www.bebo.com>
<http://www.Cafemom.com>
<http://www.Reunion.com>
<http://www.Orkut.com>
<http://www.Tickle.com>
<http://www.LiveJournal.com>

Some of the sites above may be new to you, but they are all proven to be the top traffic generators according to Compete.com.

With sites like LinkedIn.com, you can post website URL's and set up a single profile page within minutes that will generate traffic from the search engines and allow you to network and connect with potential customers and even joint venture partners.

You can also begin to generate traffic from Google's new service, Buzz, that integrates with your gmail account and allows you to communicate with people that you email regularly.

You can also choose to “follow” people in the same way you would on sites like Twitter AND the best part of all is that those following the people who you follow can see your Buzz! Posts.

Click on the BUZZ link from within your gmail account and you will be able to post a message that is viewable by everyone in your contact list (and those following people that are following you)







You can also choose to “Connect” sites to your Buzz account such as your Google profile (where you can enter in your website links), as well as your Twitter account, Picasa, Flickr and YouTube.com account.


Once you connect an account to your Buzz, every time you post a new message, send out a new tweet or even upload a new video, you can choose to automatically post a message within the Buzz community alerting people of your new updates!

Connected sites (2)


Your activity on these sites will create posts in Buzz.

2 sites	Sharing with...
 Twitter - marketchick	 Public Edit
 Google chat status	 Public Edit


Connect more sites

 Picasa


Add

 youtube.com - mainstreamventures


Add

 Flickr

Add

 Posted via buzz@gmail

Add

 Google Reader

Add

You can start building a following within Buzz just by adding people from your contacts list or by searching for people by name, email address or website URL.

It's a great way to synch up all of your social community accounts so that you are cross-marketing each time you post a new update.

Classified Marketing

When it comes to traffic generation and gaining maximum exposure for your affiliate links, classified advertising is one of the fastest and easiest ways to get your affiliate link in circulation.

The key to a successful classified advertising campaign begins with the title of your advertisement itself. You want to make SURE it's eye catching and is likely to attract the most attention possible.

Consider incorporating relevant keywords into your advertisement itself, as well as within the title but pay close attention to ensuring that your title is compelling and will really motivate people to click your link and read your offer.

When posting your classified ad, you want to make sure to choose the appropriate category, so that your advertising gains the best exposure possible and that you include a full URL to your offer.

Your ads headline should have the main benefit of the product you are promoting clearly featured.

For example:

“Instant Payments With Paypal” would be a strong advertisement title that would likely pull in viewers.

You never want to try to sell the product within the advertisement title, but rather have your ad title convince readers to click on your link and read the full-length advertisement.

Also, make sure you double-space your advertisement copy so it's easier to read, and avoid lengthy paragraphs. Your advertisement body should never exceed 1-3 lines in length before entering a space to the next paragraph.

Never include phone numbers within your ad title or advertisement body. Instead, provide a direct link to your website using domain redirect link cloaking when placing advertisements via classified sites for a higher click through rate.

The top classified advertising hot spots include:

<http://www.InternetMarketer.com>

<http://www.Craigslist.org>

<http://www.GumTree.com>

<http://www.Adlandpro.com>

<http://www.Kijiji.com>

<http://www.USFreeads.com>

<http://www.Adpost.com>

<http://www.oodle.com>

<http://www.Backpage.com>

<http://www.inetgiant.com>

Secret Free Traffic With RSS

RSS feeds can dramatically improve your search engine rankings as well as search engine optimization of every single webpage you create.

In addition, RSS feeds can ensure that all of your new content is quickly indexed within the major search engines, in fact, you can count on your pages being indexed in a matter of a few hours!

In order to use RSS feeds to significantly improve your search engine optimization and ranking, you will need to create an RSS feed for your entire website.

One of the easiest ways to do this is by creating your website using free blogging software such as <http://www.Wordpress.org> or <http://www.LiveJournal.com>

If you aren't interested in building your website on a blog platform, you can still create RSS feeds for all of your content by using a RSS feed creation service, such as <http://www.feedmarklet.com/> or <http://www.FeedBurner.com>

When you've created your RSS feed, you need to make it visible to visitors on your website. You can do this by adding a "Subscribe To RSS Feed" icon, link or button.

You can also publish your RSS feed within RSS directories such as <http://www.Technorati.com>

You also want to make sure that you post frequent updates, so that search engine spiders see fresh new content on your website regularly.

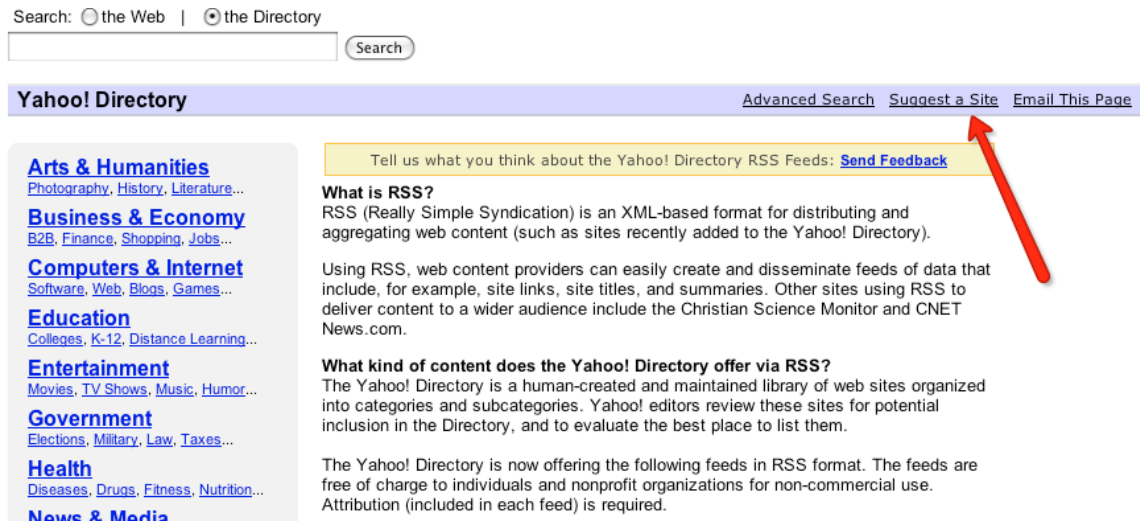
Whenever your RSS feed is displayed on another website, a direct link to your website is also showcased within the feed, adding both link popularity through backlinks and page rank.

While RSS feeds provide you with a number of different ways to significantly boost your traffic from the major search engines, there are also a growing number of RSS search engines and directories in which it is far easier to achieve a high ranking because there of limited competition.

An RSS search engine enables visitors to search for specific web sites or pages or by RSS feeds after entering in relevant search terms or keyword phrases, just as they would when entering in search queries with www.Google.com

Among the many different RSS search engines, the most popular is Yahoo's RSS feed directory.

By creating a RSS feed and submitting it into Yahoo's directory you can optimize your search engine ranking very quickly, driving in even more traffic to your pages.



But there are many other free RSS feed directories that you should submit your feed link to, including:

<http://www.Feedage.com>

<http://www.RSSMountain.com>

Submission services are available where you can have your RSS feed manually distributed through RSS directories and databases:

<http://www.rssfeedsubmission.com>

RSS feeds are one of THE most effective strategies of generating fresh, targeted traffic to your websites, article pages, and of course, affiliate campaigns.

The key is to make sure that you combine your most relevant keywords both into your feeds content and feed title, so that whenever someone enters in a similar search query, your feed is

displayed within the search results.

Apart from submitting your feed into the top RSS directories and databases, you can also social bookmark your feeds, and then submit the RSS feed of your social bookmarking site.

All you need to do is first convert your article or content post into an RSS feed using www.Feedage.com and then create a free account on sites like www.Delicious.com or www.Digg.com and submit the URL into the database. It will be quickly indexed by the major search engines.

You can also generate RSS feed links from your article accounts, including www.EzineArticles.com and then ping your account each time you submit a new article.

When pinging your RSS feeds, you can use <http://www.Pingler.com>

Website Name or Title:

Website Url: (Example: http://scriptillusion.com)

Category: (This is not required but will be used to group pinged sites.)

Ping Services: (You can use our tested list below or use your own list!)

With Pingler, you simply enter in the URL to your website feed and pingler will submit it into over 100 different directories.

PINGING http://www.fasttrackcash.com

USING 92 PING SERVICES... Please wait for this page to finish loading!

api.moreover.com/RPC2 - Thanks for the ping! The update to Fast%20Track%20weblogname = Fast%20Track%20Cash, weblogurl = http://www.fasttrackcash.com

api.my.yahoo.co.jp/RPC2 - Unable to process

api.my.yahoo.com/RPC2 - ?

audiopc.weblogs.com/RPC2 - Thanks for the ping.

blog.goo.ne.jp/XMLRPC - Thanks for the ping.

blogpeople.net/ping - Thanks for the ping.

blogsearch.google.ae/ping/RPC2 - Thanks for the ping.

blogsearch.google.at/ping/RPC2 - Thanks for the ping.

blogsearch.google.be/ping/RPC2 - Thanks for the ping.

blogsearch.google.bg/ping/RPC2 - Thanks for the ping.

blogsearch.google.ca/ping/RPC2 - Thanks for the ping.

blogsearch.google.ch/ping/RPC2 - Thanks for the ping.

blogsearch.google.cl/ping/RPC2 - Thanks for the ping.

blogsearch.google.co.cr/ping/RPC2 - Thanks for the ping.

blogsearch.google.co.hu/ping/RPC2 - Thanks for the ping.

blogsearch.google.co.id/ping/RPC2 - Thanks for the ping.

blogsearch.google.co.il/ping/RPC2 - Thanks for the ping.

blogsearch.google.co.in/ping/RPC2 - Thanks for the ping.

blogsearch.google.co.it/ping/RPC2 - ?

blogsearch.google.co.jp/ping/RPC2 - Thanks for the ping.

blogsearch.google.co.ma/ping/RPC2 - Thanks for the ping.

blogsearch.google.co.nz/ping/RPC2 - Thanks for the ping.

blogsearch.google.co.th/ping/RPC2 - Thanks for the ping.

blogsearch.google.co.uk/ping/RPC2 - Thanks for the ping.

blogsearch.google.co.ve/ping/RPC2 - Thanks for the ping.

blogsearch.google.co.za/ping/RPC2 - Thanks for the ping.

Your 7-Day Fast Track Cash Action Plan!

Day 1:	Create your affiliate link at http://www.FastTrackCash.com/affiliates
Day 2:	Create 5-10 articles to use throughout your campaigns. 300-400 words each, including relevant keywords within the content and article titles.
Day 3:	Create slideshows from your article content and submit to www.Scribd.com and www.Slideshare.net - You can use Article Video Robot to create quick videos from your articles as well as submit your article videos into the major video directories including www.YouTube.com
Day 4:	Create a press release from one of your articles. Set up a domain redirect to cloak your affiliate link and include the URL within the press release. Submit to free press release websites.
Day 5:	Create a linkwheel by using your article content to develop Squidoo Lens, Hub Pages, and pages on www.Wordpress.com , www.Blogger.com , www.Quizilla.com , www.Weebly.com and www.WetPaint.com Convert your link wheel pages into RSS feeds and submit into 10 RSS directories. Ping each URL with www.Pingler.com
Day 6:	Create a short report by compiling your article content into a PDF file and distribute to www.Tradebit.com and http://www.DocsToc.com
Day 7:	Set up your own Facebook Fan Page and use it to get massive free traffic fast! http://www.facebook.com/pages/create.php

Rinse and Repeat!

Conclusion: Final Thoughts

You've reached the end of the Fast Track Cash guide, and at this point you should feel well equipped and ready to create your first profitable affiliate campaign!

We've given you a clear-cut action plan to help you get started, and I recommend starting off with a set of custom articles that are targeted around the product you are promoting, and then follow the simple steps introduced within this guide to repurpose that article content and leverage the material so that it's ***generating targeted traffic for you a multitude of different ways.***

Not only is this the easiest way to begin generating prime traffic that will drive in commission payments, but it's also the most affordable strategy for getting started quickly and without having to invest a lot of money in traffic campaigns.

Since you are a customer of the Fast Track Cash guide, you are also automatically accepted as an affiliate and can begin to earn 75% commissions for every single copy you sell.

Help other people better understand exactly how they can make fast cash online by promoting our complete guide to making money with affiliate marketing and be rewarded at the same time!

Create your affiliate link at www.FastTrackCash.com/affiliates and on that affiliate page you will also find many different promotional tools to help you get started!

The next step is your most important and that is in **taking action.**

All of this powerful and effective information contained within the Fast Track Cash guide will not help you make money online unless you digest the information and then put it into action.

It's very easy to do if you take things one step at a time and since our chapters are broken down into individual action plans, just pick and choose the different traffic generation strategies that appeal to you and get started!

You really can be successful with this if you stay dedicated and focused. I've given you everything you need to get started.

Make the next move and start building your income online today...

To Your Success!

Ewen Chia